PHONICS WORKSHEET · 1ST GRADE · SHORT VOWELS AND CVC WORDS

Short e Words 2: Sound It Out



Say each sound. Blend the sounds to read the word. Write the word, then draw it!

Name: _____ **Date:** _____

1 | j | e | t | → _____ _____ _____

2 | p | e | n | → _____ _____ _____

3 | v | e | t | → _____ _____ _____

4 | m | e | n | → _____ _____ _____

5 | p | e | g | → _____ _____ _____

6 | p | e | t | → _____ _____ _____

Sound boxes: one sound in each box. Touch each box as you say its sound, then sweep your finger under the word to blend. The short e is in the colored box.

Art © Kevin Coulston

PHONICS WORKSHEET · 1ST GRADE · DIGRAPHS AND BLENDS

Digraph Sound Boxes

Two letters, one sound, one box! Say each sound, blend them to read the word, write it, then draw it.



Name: _____ **Date:** _____

1 | sh | i | p | → _____ _____ _____

2 | ch | i | n | → _____ _____ _____

3 | f | i | sh | → _____ _____ _____

4 | d | u | ck | → _____ _____ _____

5 | b | a | th | → _____ _____ _____

6 | m | o | th | → _____ _____ _____

Sound boxes: one sound in each box. Touch each box as you say its sound, then sweep your finger under the word to blend. The vowel is in the colored box. sh, ch, th and ck share a box: two letters, one sound.

Art © Kevin Coulston

PHONICS WORKSHEET · 1ST GRADE · SHORT VOWELS AND CVC WORDS

Five Sounds: Blends at Both Ends



Five boxes! Say each sound, blend them to read the word, write it, then draw it.

Name: _____ **Date:** _____

1	s	t	a	m	p	→	
2	p	l	a	n	t	→	
3	s	k	u	n	k	→	
4	t	r	u	n	k	→	
5	s	t	u	m	p	→	
6	c	r	u	s	t	→	

Sound boxes: one sound in each box. Touch each box as you say its sound, then sweep your finger under the word to blend. The vowel is in the colored box.

Art © Kevin Coulston

PHONICS WORKSHEET · 1ST GRADE · RHYMING AND WORD FAMILIES

Word Families: -ack, -ick, -ock

Put a letter from the letter bank in front of each word family. Write every real word you can make!



Name: _____ **Date:** _____

Letter bank

b d j k l p r s t

-ack	-ick	-ock
___ack	___ick	___ock
___ack	___ick	___ock
___ack	___ick	___ock
___ack	___ick	___ock
___ack	___ick	___ock

Pick one of your words. Write it and draw it!

_____

_____

Art © Kevin Coulston

PHONICS WORKSHEET · 1ST GRADE · RHYMING AND WORD FAMILIES

Word Families: -ell, -ill, -all

Put a letter from the letter bank in front of each word family. Write every real word you can make!

Name: _____ **Date:** _____



Letter bank

b c f h m s t w y

-ell	-ill	-all
☐ell	☐ill	☐all
☐ell	☐ill	☐all
☐ell	☐ill	☐all
☐ell	☐ill	☐all
☐ell	☐ill	☐all

Pick one of your words. Write it and draw it!

Art © Kevin Coulston

PHONICS WORKSHEET · 1ST GRADE · RHYMING AND WORD FAMILIES

Word Families: -ing, -ink, -unk

Put a letter from the letter bank in front of each word family. Write every real word you can make!



Name: _____ **Date:** _____

Letter bank

b d h j k l m p r s w

-ing	-ink	-unk
___ing	___ink	___unk
___ing	___ink	___unk
___ing	___ink	___unk
___ing	___ink	___unk
___ing	___ink	___unk

Pick one of your words. Write it and draw it!

Art © Kevin Coulston

PHONICS WORKSHEET · 1ST GRADE · LONG VOWELS

Word Families: -ake, -ate, -ame

Put a letter from the letter bank in front of each word family. The magic e makes the a say its name!

Name: _____ **Date:** _____



Letter bank

b c d g l m n r s t w

-ake	-ate	-ame
☐ake	☐ate	☐ame
☐ake	☐ate	☐ame
☐ake	☐ate	☐ame
☐ake	☐ate	☐ame
☐ake	☐ate	☐ame

Pick one of your words. Write it and draw it!

Art © Kevin Coulston

PHONICS WORKSHEET · 1ST GRADE · RHYMING AND WORD FAMILIES

Word Families: -ump and -est

Read each word in the word bank. Write it in the house for its word family.

Name: _____ **Date:** _____



Word bank

lump · best · jump · pest · vest · dump · test · nest · hump · rest · pump · bump

-ump

-est

Art © Kevin Coulston

PHONICS WORKSHEET · 1ST GRADE · RHYMING AND WORD FAMILIES

Rhyme Time 4

Read the words. Draw a line from each word to the word that rhymes with it.

Name: _____ **Date:** _____



bell •	• truck
sock •	• sink
duck •	• rock
king •	• lake
cake •	• well
pink •	• sing

Your turn: write a word that rhymes with bell

Art © Kevin Coulston

PHONICS WORKSHEET · 1ST GRADE · SYLLABLES AND WORD BUILDING

Clap the Syllables 4

Say each name and clap the parts. Color one circle for each clap.

Name: _____ **Date:** _____





duck



rainbow



Santa



pencil



crayon



trombone



fairy



mermaid



banana



pineapple



flamingo



crocodile

Art © Kevin Coulston

PHONICS WORKSHEET · 1ST GRADE · DIGRAPHS AND BLENDS

qu Says /kw/

q and u go together! Read, trace, find and fill in the qu words.

Name: _____ **Date:** _____



1. Say it

qu

qu says /kw/, as in queen and quilt

2. Read and trace

queen quilt quick

quiet squid quest

3. Color every word with qu

lid	liquid	quill
peak	squeak	eel
equal	kite	hill
cake	quite	quake

4. Write qu or c to finish each word

1 ____ een

2 ____ ilt

3 ____ ick

4 s ____ id

5 ____ ack

6 ____ est

Tip: q almost always has a u right after it. They are a team.

5. Read the sentence. Trace the qu words.

The queen made a quick quilt.

6. Draw a queen in a quilt

Art © Kevin Coulston

PHONICS WORKSHEET · 1ST GRADE · DIGRAPHS AND BLENDS

Double Letters: ff, ll, ss, zz

Two of the same letter, one sound! Read, trace, find and fill in the ff, ll, ss and zz words.

Name: _____ **Date:** _____



1. Say it

ff · ll · ss · zz

After a short vowel, f, l, s and z often come in twos at the end

2. Read and trace

bell doll kiss

dress cliff buzz

3. Color every word with ff or ll or ss or zz

boss	bus	fix
tan	mess	met
puff	pup	tall
hit	hill	fizz

4. Write ff, ll, ss or zz to finish each word

1 dre___ 2 cli___

3 ja___ 4 sme___

5 stu___ 6 gla___

5. Read the sentence. Trace the ff and ll and ss and zz words.

The bee will buzz at the doll in the dress.

6. Draw a bee on a bell

Art © Kevin Coulston

PHONICS WORKSHEET · 1ST GRADE · DIGRAPHS AND BLENDS

L Blends 2: bl, cl, fl, gl, pl, sl

Read each sentence. Circle the blend that makes a real word. Write it on the line.

Name: _____ **Date:** _____



1 Stack the ____ocks. (bl) (sl) (gl)

2 I ____ap my hands. (cl) (gl) (bl)

3 A ____um is a purple fruit. (pl) (cl) (fl)

4 Use ____ue to stick it on. (gl) (sl) (pl)

5 A bird can ____y. (fl) (pl) (gl)

6 I ____eep in my bed. (sl) (bl) (cl)

Art © Kevin Coulston

PHONICS WORKSHEET · 1ST GRADE · DIGRAPHS AND BLENDS

R Blends 2: br, cr, dr, gr, pr, tr

Read each sentence. Circle the blend that makes a real word. Write it on the line.

Name: _____ **Date:** _____



1 The ____ain goes on a track. (tr) (gr) (dr)

2 The ____ince has a crown. (pr) (br) (cr)

3 I like to ____aw. (dr) (tr) (fr)

4 My ____ead has jam on it. (br) (tr) (gr)

5 The ____ass is green. (gr) (br) (cr)

6 A ____own is on the king. (cr) (fr) (pr)

Art © Kevin Coulston

PHONICS WORKSHEET · 1ST GRADE · DIGRAPHS AND BLENDS

S Blends 2: sk, sm, sn, sp, st, sw

Read each sentence. Circle the blend that makes a real word. Write it on the line.

Name: _____ **Date:** _____



1 I can ☐ate on the ice. (sk) (sn) (sw)

2 Eat soup with a ☐oon. (sp) (st) (sn)

3 I ☐ell a flower. (sm) (sp) (sw)

4 Put a ☐amp on the letter. (st) (sn) (sk)

5 Can you ☐eep the floor? (sw) (sn) (st)

6 The ☐ake is long. (sn) (sp) (sk)

Art © Kevin Coulston

PHONICS WORKSHEET · 1ST GRADE · DIGRAPHS AND BLENDS

Ending Blends 2: lt, ft, lp, nch, lf, nd



Read each sentence. Circle the ending that makes a real word. Write it on the line.

Name: _____ **Date:** _____

1 I wear a be[ ].

lt ft lk

2 I got a gi[ ] for my birthday.

ft lt nd

3 Please he[ ] me.

lp lt mp

4 We had pizza for lu[ ].

nch nk nd

5 I like to play go[ ].

lf lt ft

6 The wi[ ] blew my hat off.

nd nt mp

Art © Kevin Coulston

PHONICS WORKSHEET · 1ST GRADE · DIGRAPHS AND BLENDS

Ending Blends Word Search

Find all 10 words. They go across, down or diagonally down. Cross each one off the list!

Name: _____ **Date:** _____



p	o	n	d	i	u	m	t	c	c
n	p	y	y	e	r	d	i	r	c
m	a	s	k	t	p	b	n	n	l
r	m	r	h	u	h	e	m	k	t
g	i	f	t	h	t	l	t	o	r
i	y	d	m	a	n	t	h	i	u
s	g	w	r	a	l	a	t	d	o
o	o	o	i	l	a	m	p	a	m
f	i	o	l	n	w	w	u	b	n
t	d	e	f	f	d	s	i	n	k

- ☐ belt
- ☐ gift
- ☐ lamp
- ☐ sink
- ☐ pond
- ☐ mask
- ☐ wind
- ☐ golf
- ☐ soft
- ☐ mint

Pick two words that end with different blends. Write them:

_____

_____

Art © Kevin Coulston

PHONICS WORKSHEET · 1ST GRADE · LONG VOWELS

Magic E 2: a_e and i_e



Add a magic e to the end of each word. The vowel says its name!
Write and read the new word.

Name: _____ **Date:** _____

1 **mad** + **e** = _____ ☐ I read it!

2 **rat** + **e** = _____ ☐ I read it!

3 **plan** + **e** = _____ ☐ I read it!

4 **fin** + **e** = _____ ☐ I read it!

5 **rid** + **e** = _____ ☐ I read it!

6 **dim** + **e** = _____ ☐ I read it!

Draw a rat

Draw a plane

Art © Kevin Coulston

PHONICS WORKSHEET · 1ST GRADE · LONG VOWELS

Magic E 2: o_e and u_e



Add a magic e to the end of each word. The vowel says its name!
Write and read the new word.

Name: _____ **Date:** _____

1 **cod** + **e** = _____ ☐ I read it!

2 **slop** + **e** = _____ ☐ I read it!

3 **glob** + **e** = _____ ☐ I read it!

4 **hug** + **e** = _____ ☐ I read it!

5 **us** + **e** = _____ ☐ I read it!

6 **mop** + **e** = _____ ☐ I read it!

Draw a mop

Draw a globe

Art © Kevin Coulston

PHONICS WORKSHEET · 1ST GRADE · LONG VOWELS

Magic E Word Search

Find all 10 words. They go across, down or diagonally down. Cross each one off the list!



Name: _____ **Date:** _____

g	g	r	y	y	e	f	b	m	r
n	a	n	l	c	u	b	e	n	e
e	m	n	f	s	c	a	k	e	d
d	e	d	b	l	m	i	b	m	n
a	t	l	i	r	u	i	a	n	y
n	y	b	k	d	r	t	l	r	p
n	r	d	e	y	o	i	e	e	l
l	n	y	i	k	p	b	g	c	a
n	i	n	e	o	e	a	s	g	n
e	h	t	i	i	h	o	m	e	e

- ☐ cake
- ☐ bike
- ☐ rope
- ☐ cube
- ☐ game
- ☐ nine
- ☐ home
- ☐ flute
- ☐ smile
- ☐ plane

Pick two magic e words with different vowels. Write them:

_____

_____

Art © Kevin Coulston

PHONICS WORKSHEET · 1ST GRADE · LONG VOWELS

Magic E Bingo

Listen for the word. Find it on your card and color it. Four in a row? Shout "Bingo!"



Name: _____ **Date:** _____

Card 1

lake	note	tube	home
bike	nine	rope	cake
slide	cube	gate	game
bone	mule	flute	five

Card 2

gate	slide	cube	bike
note	bone	nine	tube
home	rope	game	lake
cake	mule	flute	five

Caller's list: tick each word as you call it

- ☐ cake
- ☐ lake
- ☐ gate
- ☐ bike
- ☐ five
- ☐ nine
- ☐ rope
- ☐ home
- ☐ bone
- ☐ cube
- ☐ tube
- ☐ mule
- ☐ flute
- ☐ game
- ☐ slide
- ☐ note

Art © Kevin Coulston

PHONICS WORKSHEET · 1ST GRADE · SYLLABLES AND WORD BUILDING

c or k at the Start?

Read each word. Look at the letter after the /k/ sound. Write the word in the right column.



Name: _____ **Date:** _____

The rule

Both say /k/. Use k before e or i (kit, keg). Use c before a, o, u or another consonant (cat, cub, crab).

Word bank

kit · cat · king · kid · crab · cot · cob · keg · kept · clap · cub · kick

starts with c	starts with k

Art © Kevin Coulston

PHONICS WORKSHEET · 1ST GRADE · DIGRAPHS AND BLENDS

ck or k at the End?

Read each word. What comes right before the /k/ sound? Write the word in the right column.



Name: _____ **Date:** _____

The rule

Right after a short vowel, use ck (duck, back). After another consonant, use just k (milk, desk).

Word bank

bank · sick · milk · tusk · duck · neck · truck · pink · honk · back · desk · rock

ends in ck	ends in k

Art © Kevin Coulston

PHONICS WORKSHEET · 1ST GRADE · SYLLABLES AND WORD BUILDING

One or Two Syllables?

Read each word and clap it. One clap or two? Write it in the right column.

Name: _____ **Date:** _____



Word bank

sock · tent · frog · kitten · muffin · lemon · ship · picnic · button · shell · wagon · drum

1 syllable	2 syllables

Art © Kevin Coulston

PHONICS WORKSHEET · 1ST GRADE · SHORT VOWELS AND CVC WORDS

Real or Silly Words?

Sound out each word. Is it a real word or a silly word? Write it in the right column.



Name: _____ **Date:** _____

The rule

A silly word follows the sound rules but has no meaning. Sound it out, then decide: is it a real word?

Word bank

fun · mip · pig · sat · web · jop · hop · ved · fum · wib · zat · bed

real word	silly word

Art © Kevin Coulston

PHONICS WORKSHEET · 1ST GRADE · DIGRAPHS AND BLENDS

Read and Draw: Digraphs

Read each sentence. Draw a picture to show what it says.

Name: _____ **Date:** _____



1. A ship has a big red flag.

2. A chick sits on a rock.

3. A whale has a fish on its back.

4. Three moths sit on a shell.

Art © Kevin Coulston

PHONICS WORKSHEET · 1ST GRADE · SHORT VOWELS AND CVC WORDS

Missing Short Vowels 2

Read each sentence. Circle the vowel that makes it make sense. Write it in the box.



Name: _____ **Date:** _____

1 The c[ ]b naps with its mom. (u) (a) (i)

2 I can h[ ]p on one leg. (o) (i) (a)

3 The l[ ]d is on the pot. (i) (e) (a)

4 A j[ ]t can fly. (e) (o) (u)

5 I write with a p[ ]n. (e) (a) (u)

6 The fox is in its d[ ]n. (e) (i) (o)

7 I got m[ ]d on my boots. (u) (a) (e)

8 We ate h[ ]m and eggs. (a) (i) (u)

Art © Kevin Coulston

PHONICS WORKSHEET · 1ST GRADE · DIGRAPHS AND BLENDS

Digraph Bingo



Listen for the word. Find it on your card and color it. Four in a row? Shout "Bingo!"

Name: _____ **Date:** _____

Card 1

much	song	when	whip
chip	sock	thick	chat
dish	path	thud	wish
shop	lunch	bath	shed

Card 2

much	song	lunch	bath
dish	when	chat	sock
whip	chip	thick	thud
shed	shop	wish	path

Caller's list: tick each word as you call it

☐ shop ☐ shed ☐ dish ☐ wish ☐ chip ☐ chat ☐ lunch ☐ much

☐ thick ☐ thud ☐ bath ☐ path ☐ whip ☐ when ☐ sock ☐ song

Art © Kevin Coulston

PHONICS WORKSHEET · 1ST GRADE · DIGRAPHS AND BLENDS

Digraph Sentences

Read each sentence. Circle the two letters that finish the word. Write them on the line.

Name: _____ **Date:** _____



1 The ____ip sails on the sea. (sh) (ch) (th)

2 I eat ____ips with my lunch. (ch) (sh) (wh)

3 My dog is not fat. He is ____in. (th) (sh) (ch)

4 A ____ale lives in the sea. (wh) (sh) (ch)

5 I wash the di____es. (sh) (ch) (th)

6 The du____ can swim. (ck) (sh) (ch)

7 A bird has a wi____. (ng) (ck) (sh)

8 We sat on the ben____. (ch) (sh) (th)

Art © Kevin Coulston

PHONICS WORKSHEET · 1ST GRADE · RHYMING AND WORD FAMILIES

Word Family Word Search

Find all 10 words. They go across, down or diagonally down. Cross each one off the list!



Name: _____ **Date:** _____

m	f	h	a	k	f	w	w	e	a
s	s	s	n	j	t	e	r	b	i
w	n	d	r	y	u	u	o	o	k
y	n	b	a	c	k	n	c	y	i
d	e	t	e	c	b	h	k	m	n
d	p	n	e	l	a	o	h	c	g
r	r	i	i	t	l	o	i	d	b
e	i	p	n	n	l	m	l	u	l
e	k	i	c	k	h	y	l	c	o
n	d	f	i	t	w	e	c	k	e

- ☐ back
- ☐ kick
- ☐ rock
- ☐ bell
- ☐ hill
- ☐ ball
- ☐ king
- ☐ pink
- ☐ junk
- ☐ duck

Pick two words that rhyme with words you found, like sack for back. Write them:

_____

_____

Art © Kevin Coulston

PHONICS WORKSHEET · 1ST GRADE · SHORT VOWELS AND CVC WORDS

Short Vowel Sort: All Five



Read each word. Listen for its short vowel. Write it under short a, e, i, o or u.

Name: _____ **Date:** _____

Word bank

sled · drum · milk · plum · sand · belt · sock · frog · nest · lamp · gift · pond · swim · flap · duck

short a	short e	short i	short o	short u

Art © Kevin Coulston

PHONICS WORKSHEET · 2ND GRADE · LONG VOWELS

Vowel Teams: ai and ay

When two vowels go walking... Read, trace, find and fill in ai and ay words.



Name: _____ **Date:** _____

1. Say it

ai · ay

ai and ay say /ā/, as in rain and day

2. Read and trace

rain tail paint

day play tray

3. Color every word with ai or ay

wait	pal	tap
stay	gray	snail
wet	hat	man
say	sad	mail

4. Write ai or ay to finish each word

1. r ☐ n
2. pl ☐
3. sn ☐ l
4. st ☐
5. p ☐ nt
6. tr ☐

Tip: ay comes at the end of a word. ai comes in the middle.

5. Read the sentence. Trace the ai and ay words.

We play in the rain all day.

6. Draw a snail with a long tail

Art © Kevin Coulston

PHONICS WORKSHEET · 2ND GRADE · LONG VOWELS

Vowel Teams: ee and ea

Two vowels, one long e sound! Read, trace, find and fill in ee and ea words.



Name: _____ **Date:** _____

1. Say it

ee · ea

ee and ea say /ē/, as in tree and leaf

2. Read and trace

tree feet bee

leaf seal beach

3. Color every word with ee or ea

need	at	ten
eat	clean	green
net	clan	shed
team	grin	sheep

4. Write ee or ea to finish each word

1. tr ☐
2. l ☐ f
3. s ☐ d
4. dr ☐ m
5. sh ☐ p
6. t ☐ ch

5. Read the sentence. Trace the ee and ea words.

I eat a peach under the green tree.

6. Draw a bee on a leaf

Art © Kevin Coulston

PHONICS WORKSHEET · 2ND GRADE · LONG VOWELS

Vowel Teams: oa and ow

Two letters, one long o sound! Read, trace, find and fill in oa and ow words.

Name: _____ **Date:** _____



1. Say it

oa · ow

oa and ow say /ō/, as in boat and snow

2. Read and trace

boat coat soap

snow grow bowl

3. Color every word with oa or ow

toad	hot	sob
show	blow	goat
top	box	rod
slow	cot	road

4. Write oa or ow to finish each word

1. b ____ t
2. sn ____
3. g ____ t
4. gr ____
5. r ____ d
6. thr ____

Tip: ow can also say /ow/, as in cow. That one is on the ou and ow sheet.

5. Read the sentence. Trace the oa and ow words.

The goat sat in a boat in the snow.

6. Draw a goat in a coat

Art © Kevin Coulston

PHONICS WORKSHEET · 2ND GRADE · LONG VOWELS

Long Vowel Sort: a, e, o



Read each word. Listen for the long vowel. Write the word under long a, long e or long o.

Name: _____ **Date:** _____

Word bank

gray · toad · snow · sheep · coat · green · play · snail · beach · boat · seal · mail

long a	long e	long o

Art © Kevin Coulston

PHONICS WORKSHEET · 2ND GRADE · BOSSY R AND DIPHTHONGS

Bossy R: ar

The r is bossy: it changes the sound of the a! Read, trace, find and fill in ar words.

Name: _____ **Date:** _____



1. Say it

ar

ar says /ar/, as in car and star

2. Read and trace

car star jar

farm park shark

3. Color every word with ar

am	duck	cart
card	dark	yard
barn	arm	yak
ban	cat	cod

4. Write ar or or to finish each word

1 sh ___ k

2 st ___

3 y ___ n

4 j ___

5 g ___ den

6 h ___ p

5. Read the sentence. Trace the ar words.

A shark swam in the dark.

6. Draw a star over a farm

Art © Kevin Coulston

PHONICS WORKSHEET · 2ND GRADE · BOSSY R AND DIPHTHONGS

Bossy R: or

The r is bossy: it changes the sound of the o! Read, trace, find and fill in or words.

Name: _____ **Date:** _____



1. Say it

or

or says /or/, as in corn and fork

2. Read and trace

corn fork horse

storm short north

3. Color every word with or

pouch	bone	fort
cord	born	torn
sport	porch	ton
spot	fox	cod

4. Write or or ar to finish each word

1. h ___ se
2. c ___ n
3. f ___ k
4. st ___ m
5. th ___ n
6. sp ___ t

5. Read the sentence. Trace the or words.

A horse ate corn in the storm.

6. Draw a horse in a storm

Art © Kevin Coulston

PHONICS WORKSHEET · 2ND GRADE · BOSSY R AND DIPHTHONGS

Bossy R: er, ir, ur

Three spellings, one sound! Read, trace, find and fill in er, ir and ur words.

Name: _____ **Date:** _____



1. Say it

er · ir · ur

er, ir and ur all say /er/, as in her, bird and fur

2. Read and trace

her fern bird

girl fur surf

3. Color every word with er or ir or ur

first	hut	nose
hurt	clerk	shirt
fist	click	head
nurse	shot	herd

4. Write er, ir or ur to finish each word

1. b ____ d
2. f ____ n
3. n ____ se
4. g ____ l
5. p ____ se
6. h ____ d

Tip: Three spellings, one sound. Learn which one each word uses.

5. Read the sentence. Trace the er and ir and ur words.

The girl saw a bird and a turtle.

6. Draw a bird on a turtle

Art © Kevin Coulston

PHONICS WORKSHEET · 2ND GRADE · BOSSY R AND DIPHTHONGS

Bossy R Sentences

Read each sentence. Circle the bossy R team that makes a real word. Write it on the line.

Name: _____ **Date:** _____



1 The c[ ] is fast. (ar) (or) (ir)

2 I eat with a f[ ]k. (or) (ar) (ir)

3 The b[ ]d can fly. (ir) (ar) (or)

4 A n[ ]se helps sick kids. (ur) (ar) (ir)

5 The st[ ] is bright. (ar) (or) (ur)

6 I can ride a h[ ]se. (or) (ar) (ur)

7 My sh[ ]t is red. (ir) (ur) (er)

8 We planted seeds in the d[ ]t. (ir) (ur) (or)

Art © Kevin Coulston

PHONICS WORKSHEET · 2ND GRADE · BOSSY R AND DIPHTHONGS

oi and oy

Read, trace, find and fill in oi and oy words.

Name: _____ **Date:** _____



1. Say it

oi · oy

oi and oy say /oy/, as in coin and boy

2. Read and trace

coin oil soil

boy toy joy

3. Color every word with oi or oy

join	enjoy	point
nose	pint	jog
end	so	boil
bowl	soy	noise

4. Write oi or oy to finish each word

1. c ____ n
2. t ____
3. p ____ nt
4. b ____
5. s ____ l
6. enj ____

Tip: oy comes at the end of a word. oi comes in the middle.

5. Read the sentence. Trace the oi and oy words.

The boy found a coin in the soil.

6. Draw a boy with a toy

Art © Kevin Coulston

PHONICS WORKSHEET · 2ND GRADE · BOSSY R AND DIPHTHONGS

ou and ow

Read, trace, find and fill in ou and ow words.



Name: _____ **Date:** _____

1. Say it

ou · ow

ou and ow say /ow/, as in mouse and cow

2. Read and trace

out cloud house

cow owl clown

3. Color every word with ou or ow

shout	town	mouth
bran	moth	shot
ton	den	loud
lid	down	brown

4. Write ou or ow to finish each word

1 h ___ se

2 c ___

3 cl ___ d

4 ___ l

5 m ___ th

6 cl ___ n

Tip: Ouch! ow can also say /ō/, as in snow.

5. Read the sentence. Trace the ou and ow words.

A brown cow ran out of the house.

6. Draw an owl on a cloud

Art © Kevin Coulston

PHONICS WORKSHEET · 2ND GRADE · SYLLABLES AND WORD BUILDING

Soft C and Soft G

Read each word. Is the c or g hard or soft? Write the word in the right column.



Name: _____ **Date:** _____

The rule

c and g are usually soft before e, i or y: c says /s/ and g says /j/.

Word bank

cake · gym · gem · cot · ice · goat · giant · face · city · bag · page · cat · rice · gum · cup · frog

c says /s/	c says /k/	g says /j/	g says /g/

Art © Kevin Coulston

PHONICS WORKSHEET · 2ND GRADE · SYLLABLES AND WORD BUILDING

Syllable Split

Clap each word. Write it in parts with a line between the syllables. Then circle how many syllables it has.

Name: _____ **Date:** _____



1	rabbit		1 2 3
2	sunset		1 2 3
3	napkin		1 2 3
4	basket		1 2 3
5	tiger		1 2 3
6	robot		1 2 3
7	pumpkin		1 2 3
8	cupcake		1 2 3
9	dinosaur		1 2 3
10	butterfly		1 2 3

Art © Kevin Coulston

PHONICS WORKSHEET · 2ND GRADE · SYLLABLES AND WORD BUILDING

Ending -ed: three sounds



Read each word out loud. Listen to the -ed. Does it say /t/, /d/ or /id/? Write it in that column.

Name: _____ **Date:** _____

The rule

After t or d, -ed says /id/. After sounds like p, k, s, sh and ch it says /t/. After the rest it says /d/.

Word bank

painted · landed · jumped · rained · kicked · played · needed · helped · yelled · wished · hugged · wanted

/t/ as in jumped	/d/ as in played	/id/ as in painted

Art © Kevin Coulston

PHONICS WORKSHEET · 2ND GRADE · SYLLABLES AND WORD BUILDING

Adding –ing

Add -ing to each word. Check the three rules first: just add it, double the last letter, or drop the e.



Name: _____ **Date:** _____

The three rules

1 Just add -ing
jump → jumping

2 Short vowel and one last consonant? Double it.
run → running

3 Ends in silent e? Drop the e.
ride → riding

1	jump	+ ing	2	swim	+ ing
3	bake	+ ing	4	read	+ ing
5	hop	+ ing	6	smile	+ ing
7	play	+ ing	8	sit	+ ing
9	make	+ ing	10	rest	+ ing

Art © Kevin Coulston

PHONICS WORKSHEET · 2ND GRADE · SYLLABLES AND WORD BUILDING

Silent Letters: kn, wr, mb

One letter is quiet! Read each sentence. Circle the letters that finish the word. Write them on the line.

Name: _____ **Date:** _____



1 I ____ock on the door. (kn) (wr) (mb)

2 I can ____ite my name. (wr) (kn) (mb)

3 My thu____ is on my hand. (mb) (kn) (wr)

4 The ____ight has a sword. (kn) (wr) (mb)

5 I hurt my ____ist. (wr) (kn) (mb)

6 A la____ is a baby sheep. (mb) (wr) (kn)

7 I fell and hurt my ____ee. (kn) (wr) (mb)

8 Can you cli____ the tree? (mb) (kn) (wr)

Art © Kevin Coulston

PHONICS WORKSHEET · 2ND GRADE · LONG VOWELS

Vowel Team Bingo



Listen for the word. Find it on your card and color it. Four in a row? Shout "Bingo!"

Name: _____ **Date:** _____

Card 1

owl	boat	corn	day
tree	rain	sheep	cloud
coin	star	toy	surf
fern	bird	snow	leaf

Card 2

owl	cloud	fern	coin
snow	day	leaf	boat
corn	toy	sheep	tree
bird	star	rain	surf

Caller's list: tick each word as you call it

- ☐ rain
- ☐ day
- ☐ tree
- ☐ leaf
- ☐ boat
- ☐ snow
- ☐ coin
- ☐ toy
- ☐ owl
- ☐ cloud
- ☐ star
- ☐ corn
- ☐ bird
- ☐ fern
- ☐ surf
- ☐ sheep

Art © Kevin Coulston

PHONICS WORKSHEET · 2ND GRADE · LONG VOWELS

Long i: igh and ie

Three letters, one sound! Read, trace, find and fill in igh and ie words.

Name: _____ **Date:** _____



1. Say it

igh · ie

igh and ie say /ī/, as in night and pie

2. Read and trace

night light high

pie tie lie

3. Color every word with igh or ie

fit	sit	right
rat	die	trip
cried	tried	did
sight	fight	cat

4. Write igh or ie to finish each word

1. n ☐ t
2. p ☐
3. l ☐ t
4. t ☐
5. br ☐ t
6. cr ☐ d

Tip: The gh in igh is silent. You only hear the i.

5. Read the sentence. Trace the igh and ie words.

At night I tried to tie my shoe.

6. Draw a pie in the night sky

Art © Kevin Coulston

PHONICS WORKSHEET · 2ND GRADE · LONG VOWELS

Long u: ue and ew

Read, trace, find and fill in ue and ew words.

Name: _____ **Date:** _____



1. Say it

ue · ew

ue and ew say /ū/ or /oo/, as in blue and new

2. Read and trace

blue glue clue

new few chew

3. Color every word with ue or ew

rescue	flip	grin
flew	stew	due
rest	step	tree
grew	dog	true

4. Write ue or ew to finish each word

1. bl ☐
2. n ☐
3. gl ☐
4. ch ☐
5. tr ☐
6. st ☐

5. Read the sentence. Trace the ue and ew words.

The blue bird flew to a new nest.

6. Draw a blue bird with glue

Art © Kevin Coulston

PHONICS WORKSHEET · 2ND GRADE · BOSSY R AND DIPHTHONGS

aw and au

Read, trace, find and fill in aw and au words.

Name: _____ **Date:** _____



1. Say it

aw · au

aw and au say /aw/, as in paw and sauce

2. Read and trace

paw saw draw

sauce haul fault

3. Color every word with aw or au

yawn	pass	lunch
pause	autumn	straw
yes	apple	clap
launch	strap	claw

4. Write aw or au to finish each word

1. p ☐
2. s ☐ ce
3. dr ☐
4. h ☐ l
5. str ☐
6. p ☐ se

Tip: aw usually comes at the end of a word. au comes in the middle.

5. Read the sentence. Trace the aw and au words.

I saw a lion lick its paw.

6. Draw a lion with a straw

Art © Kevin Coulston

PHONICS WORKSHEET · 2ND GRADE · BOSSY R AND DIPHTHONGS

air and are

Read, trace, find and fill in air and are words.

Name: _____ **Date:** _____



1. Say it

air · are

air and are say /air/, as in hair and care

2. Read and trace

hair chair pair

care share scare

3. Color every word with air or are

rat	bar	star
fair	rare	far
bare	squid	repair
red	square	stair

4. Write air or are to finish each word

1. unf ☐
2. c ☐
3. ch ☐
4. sh ☐
5. rep ☐
6. sc ☐

5. Read the sentence. Trace the air and are words.

A bear with long hair sat in a chair.

6. Draw a bear in a chair

Art © Kevin Coulston

PHONICS WORKSHEET · 2ND GRADE · DIGRAPHS AND BLENDS

Endings: tch and dge

Read, trace, find and fill in the tch and dge words.

Name: _____ **Date:** _____



1. Say it

tch · dge

tch says /ch/ and dge says /j/, after a short vowel

2. Read and trace

catch match witch

badge bridge judge

3. Color every word with tch or dge

hutch	fudge	patch
led	path	hut
fun	hen	itch
it	hedge	ledge

4. Write tch or dge to finish each word

1. ca ☐
2. ju ☐
3. wi ☐
4. bri ☐
5. ma ☐
6. fu ☐

Tip: Short vowel right before the sound? Use tch and dge (catch, badge). Long vowel or a consonant before it? Use ch and ge (beach, cage).

5. Read the sentence. Trace the tch and dge words.

The witch sat on the edge of the bridge.

6. Draw a witch on a bridge

Art © Kevin Coulston

PHONICS WORKSHEET · 2ND GRADE · LONG VOWELS

Two Sounds of oo



Read each word out loud. Does oo sound like book or like moon? Write it in that column.

Name: _____ **Date:** _____

The rule

oo has two sounds: a short one, as in book, and a long one, as in moon.

Word bank

book · good · room · wood · boot · food · spoon · moon · look · zoo · foot · cook

short oo, as in book	long oo, as in moon

Art © Kevin Coulston

PHONICS WORKSHEET · 2ND GRADE · LONG VOWELS

Y as a Vowel



Read each word. Does the y sound like fly or like baby? Write it in that column.

Name: _____ **Date:** _____

The rule

At the end of a short word, y says /ī/ (fly). At the end of a longer word, y says /ē/ (baby).

Word bank

candy · my · happy · sky · puppy · cry · fly · bunny · why · funny · baby · try

y says /ī/, as in fly	y says /ē/, as in baby

Art © Kevin Coulston

PHONICS WORKSHEET · 2ND GRADE · LONG VOWELS

Vowel Team Sentences

Read each sentence. Circle the vowel team that makes a real word. Write it on the line.

Name: _____ **Date:** _____



1 The r____n fell all day. (ai) (ee) (oa)

2 I like to pl____ tag. (ay) (ee) (oa)

3 A b____ buzzed by me. (ee) (ai) (ow)

4 We swam at the b____ch. (ea) (ai) (oa)

5 The b____t is on the lake. (oa) (ee) (ay)

6 It will sn____ tonight. (ow) (ai) (ea)

7 My f____t are cold. (ee) (oa) (ay)

8 I ate a p____ch. (ea) (ow) (ai)

Art © Kevin Coulston

PHONICS WORKSHEET · 2ND GRADE · LONG VOWELS

Long Vowel Word Search

Find all 10 words. They go across, down or diagonally down. Cross each one off the list!



Name: _____ **Date:** _____

p	n	g	r	t	m	w	e	b	r
l	l	e	a	f	m	c	y	o	r
a	t	r	e	e	n	o	h	a	b
y	r	d	t	c	k	r	n	t	t
e	r	l	s	m	e	i	a	g	r
e	b	r	a	n	s	b	t	i	i
k	l	i	r	i	c	n	i	e	n
e	u	g	e	g	e	u	o	u	r
f	e	w	h	h	a	a	b	w	i
p	i	k	s	t	n	n	e	e	i

- ☐ rain
- ☐ tree
- ☐ boat
- ☐ kite
- ☐ cube
- ☐ snow
- ☐ leaf
- ☐ play
- ☐ night
- ☐ blue

Pick two words that spell the same long vowel sound in different ways. Write them:

Art © Kevin Coulston

PHONICS WORKSHEET · 2ND GRADE · SYLLABLES AND WORD BUILDING

Plurals: add -s or -es

More than one! Add -s or -es to each word. Check the two rules first.

Name: _____ **Date:** _____



The rules

1 Most words: just add -s
cat → cats

2 Ends in s, x, ch or sh? Add -es.
box → boxes

1 **cat** + s _____

2 **box** + es _____

3 **dog** + s _____

4 **bus** + es _____

5 **hat** + s _____

6 **dish** + es _____

7 **bench** + es _____

8 **frog** + s _____

9 **fox** + es _____

10 **book** + s _____

Art © Kevin Coulston

PHONICS WORKSHEET · 2ND GRADE · SYLLABLES AND WORD BUILDING

Compound Words

Put the two small words together. Write the big word you made!

Name: _____ **Date:** _____



The rule

Two small words make one big word

cup + cake → cupcake

1 **sun** + set _____

2 **rain** + bow _____

3 **cup** + cake _____

4 **sea** + horse _____

5 **star** + fish _____

6 **pan** + cake _____

7 **bed** + room _____

8 **foot** + ball _____

9 **snow** + man _____

10 **butter** + fly _____

Art © Kevin Coulston

PHONICS WORKSHEET · 2ND GRADE · SYLLABLES AND WORD BUILDING

Prefixes: un- and re-

A prefix goes at the front of a word and changes what it means. Join each prefix to its word and write the new word.



Name: _____ **Date:** _____

The rules

1 un- means not or the opposite
un + happy → unhappy

2 re- means again
re + do → redo

1 **un** + happy _____

2 **re** + do _____

3 **un** + lock _____

4 **re** + read _____

5 **un** + tie _____

6 **re** + fill _____

7 **un** + fair _____

8 **re** + play _____

9 **un** + zip _____

10 **re** + build _____

Art © Kevin Coulston

PHONICS WORKSHEET · 2ND GRADE · SYLLABLES AND WORD BUILDING

Suffixes: -er and -est

Add -er or -est to each word. Watch out: some words double their last letter first!



Name: _____ **Date:** _____

The rules

1 -er compares two things
tall + er → taller

2 -est is the most of all
tall + est → tallest

3 Short vowel and one last consonant? Double it.
big → bigger

1 **tall** + er _____

2 **tall** + est _____

3 **fast** + er _____

4 **fast** + est _____

5 **big** + er _____

6 **big** + est _____

7 **small** + er _____

8 **small** + est _____

9 **hot** + er _____

10 **hot** + est _____

Art © Kevin Coulston

PHONICS WORKSHEET · 2ND GRADE · SYLLABLES AND WORD BUILDING

Open and Closed Syllables

Read each word. Does it end in a vowel or a consonant? Write it in the right column.



Name: _____ **Date:** _____

The rule

A closed syllable ends in a consonant and the vowel is short (cat, hop). An open syllable ends in a vowel and the vowel is long (go, me).

Word bank

got · him · go · me · she · shed · wet · hi · men · no · not · we

open: ends in a vowel	closed: ends in a consonant

Art © Kevin Coulston

PHONICS WORKSHEET · 2ND GRADE · SYLLABLES AND WORD BUILDING

ph and gh say /f/

Two more ways to spell /f/! Read each sentence. Circle the letters that finish the word. Write them on the line.



Name: _____ **Date:** _____

1 I talk on the ____ one. (ph) (gh) (f)

2 That joke made me lau____. (gh) (ph) (f)

3 An ele____ant is big. (ph) (gh) (f)

4 I have a bad cou____. (gh) (ph) (f)

5 A dol____in swims fast. (ph) (gh) (f)

6 The rock is rou____. (gh) (ph) (f)

7 I took a ____oto of my cat. (ph) (gh) (f)

8 This meat is tou____. (gh) (ph) (f)

Art © Kevin Coulston

PHONICS WORKSHEET · 2ND GRADE · DIGRAPHS AND BLENDS

Digraphs and Blends Bingo

Listen for the word. Find it on your card and color it. Four in a row? Shout "Bingo!"



Name: _____ **Date:** _____

Card 1

ship	frog	flag	moth
crab	ring	whale	nest
chin	duck	hand	swim
jump	stop	milk	drum

Card 2

swim	jump	ring	stop
flag	hand	whale	frog
nest	milk	moth	drum
crab	chin	duck	ship

Caller's list: tick each word as you call it

☐ ship ☐ chin ☐ moth ☐ whale ☐ duck ☐ ring ☐ frog ☐ flag

☐ crab ☐ stop ☐ drum ☐ swim ☐ jump ☐ hand ☐ nest ☐ milk

Art © Kevin Coulston

PHONICS WORKSHEET · 2ND GRADE · BOSSY R AND DIPHTHONGS

ear and eer

Two spellings, one sound! Read, trace, find and fill in the ear and eer words.

Name: _____ **Date:** _____



1. Say it

ear · eer

ear and eer say /eer/, as in ear and deer

2. Read and trace

ear hear near

deer cheer steer

3. Color every word with ear or eer

clap	year	fear
sheer	gear	yes
clear	sheet	fir
peer	pet	get

4. Write ear or eer to finish each word

1. h ☐
2. ch ☐
3. n ☐
4. st ☐
5. sp ☐
6. reind ☐

Tip: ear can also say /air/, as in bear and pear.

5. Read the sentence. Trace the ear and eer words.

Near the lake, the deer can hear us cheer.

6. Draw a deer with big ears

Art © Kevin Coulston

PHONICS WORKSHEET · 2ND GRADE · BOSSY R AND DIPHTHONGS

ore and oar

Read, trace, find and fill in the ore and oar words.



Name: _____ **Date:** _____

1. Say it

ore · oar

ore and oar say /or/, as in more and roar

2. Read and trace

more store shore

roar oar board

3. Color every word with ore or oar

snow	wore	core
chore	soar	wove
snore	road	cone
boar	boat	soap

4. Write ore or oar to finish each word

1 m ☐

2 r ☐

3 st ☐

4 upr ☐

5 sh ☐

6 sn ☐

Tip: or, ore and oar all say /or/. The or sheet has the short spelling.

5. Read the sentence. Trace the ore and oar words.

I heard a roar from the shore.

6. Draw a boat with an oar

Art © Kevin Coulston

PHONICS WORKSHEET · 2ND GRADE · LONG VOWELS

Long a: eigh and ey

Two tricky spellings of long a! Read, trace, find and fill in the eigh and ey words.

Name: _____ **Date:** _____



1. Say it

eigh · ey

eigh and ey can say /ā/, as in eight and they

2. Read and trace

eight weigh sleigh

they grey obey

3. Color every word with eigh or ey

fly	neigh	weight
convey	prey	nail
eighty	play	wait
hey	hay	pray

4. Write eigh or ey to finish each word

1 ☐t

2 th☐

3 w☐

4 gr☐

5 sl☐

6 ob☐

Tip: The gh in eigh is silent. ey can also say /ē/, as in key.

5. Read the sentence. Trace the eigh and ey words.

They rode in a sleigh with eight bells.

6. Draw eight bells on a sleigh

Art © Kevin Coulston

PHONICS WORKSHEET · 2ND GRADE · LONG VOWELS

Long e: ey and ie

Two more ways to spell long e! Read, trace, find and fill in the ey and ie words.

Name: _____ **Date:** _____



1. Say it

ey · ie

ey and ie can say /ē/, as in key and field

2. Read and trace

key monkey honey

field chief piece

3. Color every word with ey or ie

shield	brief	donkey
bring	turkey	dock
thief	shell	turn
mom	then	money

4. Write ey or ie to finish each word

1 k___

2 f___ld

3 hon___

4 p___ce

5 monk___

6 th___f

Tip: ie can also say /ī/, as in pie. That one is on the igh and ie sheet.

5. Read the sentence. Trace the ey and ie words.

The monkey found a key in the field.

6. Draw a monkey with a key

Art © Kevin Coulston

PHONICS WORKSHEET · 2ND GRADE · DIGRAPHS AND BLENDS

Blends: shr and thr

A digraph plus r! Read each sentence. Circle the letters that make a real word. Write them on the line.

Name: _____ **Date:** _____



1 The ____imp swims in the sea. (shr) (thr) (str)

2 I have ____ee pets. (thr) (shr) (str)

3 Can you ____ow the ball? (thr) (shr) (gr)

4 Hot water made my shirt ____ink. (shr) (thr) (dr)

5 The king sat on his ____one. (thr) (shr) (st)

6 I ____ug when I do not know. (shr) (thr) (sl)

Art © Kevin Coulston

PHONICS WORKSHEET · 2ND GRADE · BOSSY R AND DIPHTHONGS

Bossy R Sentences 2

Read each sentence. Circle the bossy R team that makes a real word. Write it on the line.



Name: _____ **Date:** _____

1 I put on my sc[ ]f. (ar) (or) (ir)

2 The st[ ]m was loud. (or) (ar) (ur)

3 A t[ ]tle is slow. (ur) (ar) (or)

4 My sist[ ] is ten. (er) (ar) (or)

5 Please t[ ]n the page. (ur) (ar) (or)

6 Her sk[ ]t is pink. (ir) (ar) (or)

7 Dad will c[ ]ve the turkey. (ar) (ur) (or)

8 It is my th[ ]d try. (ir) (ar) (or)

Art © Kevin Coulston

PHONICS WORKSHEET · 2ND GRADE · LONG VOWELS

Long a Spellings: a_e, ai, ay

Read each word. How is the long a spelled? Write it in the right column.

Name: _____ **Date:** _____



The rule

Long a can be spelled a_e (cake), ai (rain) or ay (day). ay usually comes at the end of a word.

Word bank

flame · sway · braid · cave · chain · nail · hay · grape · spray · gate · train · clay

a_e	ai	ay

Art © Kevin Coulston

PHONICS WORKSHEET · 2ND GRADE · LONG VOWELS

Long e Spellings: ee, ea, y

Read each word. How is the long e spelled? Write it in the right column.

Name: _____ **Date:** _____



The rule

Long e can be spelled ee (tree), ea (leaf) or y at the end of a longer word (pony).

Word bank

lady · jelly · queen · story · cream · seat · wheat · cheek · bean · pony · street · sleep

ee	ea	y

PHONICS WORKSHEET · 2ND GRADE · LONG VOWELS

Long i Spellings: i_e, igh, y

Read each word. How is the long i spelled? Write it in the right column.



Name: _____ **Date:** _____

The rule

Long i can be spelled i_e (bike), igh (night) or y at the end of a short word (fly).

Word bank

nine · bike · dry · spy · flight · slide · fright · smile · shy · thigh · sigh · fry

i_e	igh	y

Art © Kevin Coulston

PHONICS WORKSHEET · 2ND GRADE · LONG VOWELS

Long o Spellings: o_e, oa, ow

Read each word. How is the long o spelled? Write it in the right column.



Name: _____ **Date:** _____

The rule

Long o can be spelled o_e (bone), oa (boat) or ow (snow). ow usually comes at the end of a word.

Word bank

mow · bone · home · loaf · nose · elbow · crow · throw · coach · float · toast · stone

o_e	oa	ow

Art © Kevin Coulston

PHONICS WORKSHEET · 2ND GRADE · LONG VOWELS

Long u Spellings: u_e, ue, ew

Read each word. How is the long u spelled? Write it in the right column.

Name: _____ **Date:** _____



The rule

Long u can be spelled u_e (cube), ue (blue) or ew (new). ue and ew usually come at the end of a word.

Word bank

cue · dune · value · crew · flute · screw · argue · drew · mule · hue · threw · tune

u_e	ue	ew

Free printable from FirstArtBooks.com · more phonics pages at firstartbooks.com/phonics

Art © Kevin Coulston

PHONICS WORKSHEET · 2ND GRADE · BOSSY R AND DIPHTHONGS

Bossy R Sort: ar, or, er/ir/ur

Read each word. Which bossy R sound does it have? Write it in the right column.



Name: _____ **Date:** _____

Word bank

march · horn · stork · scarf · perch · twirl · spark · thorn · snort · burn · smart · church

ar	or	er, ir, ur

Art © Kevin Coulston

PHONICS WORKSHEET · 2ND GRADE · BOSSY R AND DIPHTHONGS

Sound Sort: /oy/ or /ow/?



Read each word out loud. Does it say /oy/ like boy or /ow/ like cow? Write it in that column.

Name: _____ **Date:** _____

The rule

oi and oy say /oy/, as in boy. ou and ow can say /ow/, as in cow.

Word bank

crowd · growl · frown · spoil · couch · pouch · sprout · choice · moist · ahoy · voice · oyster

/oy/ as in boy	/ow/ as in cow

Art © Kevin Coulston

PHONICS WORKSHEET · 2ND GRADE · BOSSY R AND DIPHTHONGS

Bossy R Word Search

Find all 10 words. They go across, down or diagonally down. Cross each one off the list!

Name: _____ **Date:** _____



d	s	n	s	b	s	g	e	d	e
h	o	r	n	m	h	i	a	e	w
f	n	b	m	o	a	r	d	f	n
s	y	s	u	h	r	l	t	e	s
s	h	c	a	r	k	r	i	r	a
c	i	i	a	s	n	k	k	n	d
a	h	r	r	r	t	u	d	h	t
r	m	e	t	t	d	o	r	c	m
f	m	t	p	l	c	n	r	s	s
r	g	o	s	a	c	n	y	m	e

- ☐ shark
- ☐ storm
- ☐ shirt
- ☐ nurse
- ☐ fern
- ☐ horn
- ☐ scarf
- ☐ burn
- ☐ girl
- ☐ card

Pick two words with different bossy R spellings. Write them:

_____

_____

Art © Kevin Coulston

PHONICS WORKSHEET · 2ND GRADE · BOSSY R AND DIPHTHONGS

oi, oy, ou and ow Word Search

Find all 10 words. They go across, down or diagonally down. Cross each one off the list!

Name: _____ **Date:** _____



r	p	n	c	r	o	w	n	n	k
m	o	p	t	o	a	k	p	y	m
p	e	l	w	n	f	p	m	b	c
g	j	t	o	y	m	l	o	o	l
s	n	o	b	s	o	w	l	i	o
s	c	d	y	t	u	r	d	l	u
w	a	u	s	r	t	r	o	r	d
r	y	u	d	a	h	c	o	i	n
i	n	n	c	w	g	t	t	e	f
k	l	u	p	e	g	f	h	n	i

- ☐ coin
- ☐ toy
- ☐ cloud
- ☐ crown
- ☐ boil
- ☐ mouth
- ☐ joy
- ☐ sauce
- ☐ straw
- ☐ owl

Pick a word with oi or oy and a word with ou or ow. Write them:

Art © Kevin Coulston

PHONICS WORKSHEET · 2ND GRADE · BOSSY R AND DIPHTHONGS

Bossy R Bingo



Listen for the word. Find it on your card and color it. Four in a row? Shout "Bingo!"

Name: _____ **Date:** _____

Card 1

harp	hurt	snort	jar
purse	firm	dirt	curb
torch	cork	herd	dart
germ	stir	yard	fort

Card 2

fort	stir	cork	curb
harp	jar	germ	dirt
firm	torch	herd	hurt
yard	dart	purse	snort

Caller's list: tick each word as you call it

- ☐ jar
- ☐ yard
- ☐ harp
- ☐ dart
- ☐ fort
- ☐ cork
- ☐ torch
- ☐ snort
- ☐ herd
- ☐ germ
- ☐ stir
- ☐ dirt
- ☐ firm
- ☐ hurt
- ☐ purse
- ☐ curb

Art © Kevin Coulston

PHONICS WORKSHEET · 2ND GRADE · LONG VOWELS

Long Vowel Bingo

Listen for the word. Find it on your card and color it. Four in a row? Shout "Bingo!"



Name: _____ **Date:** _____

Card 1

bone	pie	fly	night
cube	stew	cake	bike
key	glue	crow	beach
hay	train	toad	sheep

Card 2

train	pie	beach	night
bone	stew	key	cake
bike	cube	hay	toad
sheep	fly	crow	glue

Caller's list: tick each word as you call it

☐ train ☐ hay ☐ cake ☐ sheep ☐ beach ☐ key ☐ bike ☐ night

☐ fly ☐ toad ☐ crow ☐ bone ☐ cube ☐ glue ☐ stew ☐ pie

Art © Kevin Coulston

PHONICS WORKSHEET · 2ND GRADE · SYLLABLES AND WORD BUILDING

Syllable Split 2



Clap each word. Write it in parts with a line between the syllables. Then circle how many syllables it has.

Name: _____ **Date:** _____

1	muffin	_____	1 2 3
2	kitten	_____	1 2 3
3	picnic	_____	1 2 3
4	magnet	_____	1 2 3
5	helmet	_____	1 2 3
6	insect	_____	1 2 3
7	tadpole	_____	1 2 3
8	banana	_____	1 2 3
9	octopus	_____	1 2 3
10	fantastic	_____	1 2 3

Art © Kevin Coulston

PHONICS WORKSHEET · 2ND GRADE · SYLLABLES AND WORD BUILDING

Syllable Split: Open Syllables



Clap each word. Write it in parts. When a part ends in a vowel, the vowel says its name! Circle how many syllables.

Name: _____ **Date:** _____

1	music		1 2 3
2	paper		1 2 3
3	baby		1 2 3
4	tulip		1 2 3
5	spider		1 2 3
6	zero		1 2 3
7	pilot		1 2 3
8	computer		1 2 3
9	potato		1 2 3
10	tornado		1 2 3

Art © Kevin Coulston

PHONICS WORKSHEET · 2ND GRADE · SYLLABLES AND WORD BUILDING

Adding -ed

Add -ed to each word to tell about the past. Check the three rules first!

Name: _____ **Date:** _____



The rules

1 Just add -ed
jump → jumped

2 Short vowel and one last consonant? Double it.
hop → hopped

3 Ends in e? Just add -d.
bake → baked

1 walk + ed _____

2 hop + ed _____

3 bake + ed _____

4 clap + ed _____

5 smile + ed _____

6 pick + ed _____

7 stop + ed _____

8 wave + ed _____

9 look + ed _____

10 skip + ed _____

Art © Kevin Coulston

PHONICS WORKSHEET · 2ND GRADE · SYLLABLES AND WORD BUILDING

Change y to i

Add the ending to each word. Look at the letter before the y first!

Name: _____ **Date:** _____



The rules

1 Consonant before the y? Change y to i, then add -es or -ed.
baby → babies

2 Vowel before the y? Keep the y and add -s.
day → days

1 baby + es _____

2 puppy + es _____

3 cry + ed _____

4 try + ed _____

5 day + s _____

6 toy + s _____

7 fly + es _____

8 pony + es _____

9 key + s _____

10 carry + ed _____

Art © Kevin Coulston

PHONICS WORKSHEET · 2ND GRADE · SYLLABLES AND WORD BUILDING

Contractions

Squeeze the two words into one. Write the contraction with an apostrophe.



Name: _____ **Date:** _____

The rule

Two words squeeze into one. An apostrophe takes the place of the missing letters.

do + not → don't

1 **do** + not _____

2 **can** + not _____

3 **I** + am _____

4 **it** + is _____

5 **we** + are _____

6 **she** + will _____

7 **they** + are _____

8 **is** + not _____

9 **you** + are _____

10 **let** + us _____

Art © Kevin Coulston

PHONICS WORKSHEET · 2ND GRADE · SYLLABLES AND WORD BUILDING

Prefixes: dis- and pre-

A prefix goes at the front of a word and changes what it means. Join each prefix to its word and write the new word.



Name: _____ **Date:** _____

The rules

1 dis- means not or the opposite
dis + like → dislike

2 pre- means before
pre + heat → preheat

1 **dis** + like _____

2 **pre** + heat _____

3 **dis** + obey _____

4 **pre** + view _____

5 **dis** + appear _____

6 **pre** + school _____

7 **dis** + agree _____

8 **pre** + pay _____

9 **dis** + honest _____

10 **pre** + set _____

Art © Kevin Coulston

PHONICS WORKSHEET · 2ND GRADE · SYLLABLES AND WORD BUILDING

Suffixes: -ful and -less

A suffix goes at the end of a word and changes what it means. Join each word and suffix and write the new word.

Name: _____ **Date:** _____



The rules

1 -ful means full of
help + ful → helpful

2 -less means without
help + less → helpless

1 **help** + ful _____

2 **help** + less _____

3 **care** + ful _____

4 **care** + less _____

5 **hope** + ful _____

6 **hope** + less _____

7 **fear** + less _____

8 **color** + ful _____

9 **thank** + ful _____

10 **use** + less _____

Art © Kevin Coulston

PHONICS WORKSHEET · 2ND GRADE · SYLLABLES AND WORD BUILDING

Compound Words 2

Put the two small words together. Write the big word you made!

Name: _____ **Date:** _____



The rule

Two small words make one big word

rain + coat → raincoat

1 **rain** + coat _____

2 **snow** + ball _____

3 **sun** + flower _____

4 **tooth** + brush _____

5 **pop** + corn _____

6 **mail** + box _____

7 **gold** + fish _____

8 **back** + pack _____

9 **bath** + tub _____

10 **lady** + bug _____

Art © Kevin Coulston

PHONICS WORKSHEET · 2ND GRADE · SYLLABLES AND WORD BUILDING

Silent Letters 2: gn, gh, lk, lf

One letter is quiet! Read each sentence. Circle the letters that finish the word. Write them on the line.

Name: _____ **Date:** _____



1 A ____ at is a tiny bug. — gn kn wr

2 Stop at the red si ____ . — gn ng mb

3 I like to wa ____ my dog. — lk ck sk

4 A ca ____ is a baby cow. — lf ff ft

5 The ____ ost said boo! — gh h wh

6 I ate ha ____ of the pie. — lf ff ft

7 Write on the board with cha ____ . — lk ck mp

8 A ____ ome has a red hat. — gn kn wr

Art © Kevin Coulston

PHONICS WORKSHEET · 2ND GRADE · LONG VOWELS

Read and Draw: Long Vowels

Read each sentence. Draw a picture to show what it says.

Name: _____ **Date:** _____



1. A goat rides *a* bike in the rain.

2. A queen eats *a* peach under *a* tree.

3. Three bees fly over *a* lake.

4. A snail sleeps on *a* boat.

Art © Kevin Coulston

PHONICS WORKSHEET · 2ND GRADE · BOSSY R AND DIPHTHONGS

Read and Draw: Bossy R

Read each sentence. Draw a picture to show what it says.

Name: _____ **Date:** _____



1. A shark wears *a* purple shirt.

2. A bird sits on *a* fork.

3. A girl rides *a* horse in *a* storm.

4. Four stars shine over *a* barn.

Art © Kevin Coulston

PHONICS WORKSHEET · 2ND GRADE · SYLLABLES AND WORD BUILDING

Adding –ing 2

Add -ing to each word. Check the three rules first: just add it, double the last letter, or drop the e.



Name: _____ **Date:** _____

The three rules

1 Just add -ing
sing → singing

2 Short vowel and one last consonant? Double it.
dig → digging

3 Ends in silent e? Drop the e.
hike → hiking

1 **eat** + ing _____

2 **clap** + ing _____

3 **dance** + ing _____

4 **fish** + ing _____

5 **shop** + ing _____

6 **wave** + ing _____

7 **skip** + ing _____

8 **bike** + ing _____

9 **help** + ing _____

10 **grin** + ing _____

Art © Kevin Coulston

PHONICS WORKSHEET · 2ND GRADE · LONG VOWELS

Long Vowel Word Search 2

Find all 10 words. They go across, down or diagonally down. Cross each one off the list!

Name: _____ **Date:** _____



s	w	t	i	r	s	s	r	e	g
c	h	a	i	n	l	w	u	r	h
f	h	y	e	f	e	h	k	o	s
l	s	t	r	l	i	e	i	a	f
i	s	u	o	u	g	a	s	g	i
g	t	e	s	t	h	t	l	k	e
h	e	a	w	e	h	f	e	f	l
t	w	n	d	p	n	p	e	g	d
k	t	o	a	s	t	c	p	c	n
t	k	h	o	n	e	y	f	o	l

- ☐ chain
- ☐ wheat
- ☐ toast
- ☐ flight
- ☐ sleigh
- ☐ flute
- ☐ stew
- ☐ honey
- ☐ field
- ☐ sleep

Pick two words that spell long e in different ways. Write them:

_____

_____

Art © Kevin Coulston

PHONICS WORKSHEET · 2ND GRADE · RHYMING AND WORD FAMILIES

Rhyme Time 5: Different Spellings



These rhymes are spelled in different ways! Draw a line from each word to the word that rhymes with it.

Name: _____ **Date:** _____

night •	• chair
bear •	• lane
boat •	• key
rain •	• note
blue •	• kite
tree •	• shoe

Your turn: write a word that rhymes with night

Art © Kevin Coulston

PHONICS WORKSHEET · 2ND GRADE · LONG VOWELS

Word Families: -ight, -ain, -eat

Put a letter from the letter bank in front of each word family. Write every real word you can make!

Name: _____ **Date:** _____



Letter bank

b f g h l m n p r s t

-ight	-ain	-eat
ight	ain	eat
ight	ain	eat
ight	ain	eat
ight	ain	eat
ight	ain	eat

Pick one of your words. Write it and draw it!

Art © Kevin Coulston

PHONICS WORKSHEET · 2ND GRADE · LONG VOWELS

Word Families: –ine, –ide, –ike

Put a letter from the letter bank in front of each word family. The magic e makes the i say its name!



Name: _____ **Date:** _____

Letter bank

b d f h l m n p r s t v w

-ine	-ide	-ike
___ine	___ide	___ike
___ine	___ide	___ike
___ine	___ide	___ike
___ine	___ide	___ike
___ine	___ide	___ike

Pick one of your words. Write it and draw it!

_____

_____

Art © Kevin Coulston

PHONICS WORKSHEET · 2ND GRADE · LONG VOWELS

Vowel Team Sentences 2

Read each sentence. Circle the vowel team that makes a real word. Write it on the line.

Name: _____ **Date:** _____



1 We saw the stars at n[ ]t. — igh ie ew

2 I need gl[ ] for my art. — ue ew igh

3 We ate st[ ] for dinner. — ew ue ie

4 Mom baked a cherry p[ ]. — ie ue ew

5 The bird fl[ ] away. — ew ue igh

6 Please turn on the l[ ]t. — igh ie ue

7 Can you find a cl[ ]? — ue ew ie

8 I tr[ ]d my best. — ie ue igh

Art © Kevin Coulston

PHONICS WORKSHEET · 2ND GRADE · BOSSY R AND DIPHTHONGS

Sentences: oi, oy, ou, ow

Read each sentence. Circle the letters that make a real word. Write them on the line.



Name: _____ **Date:** _____

1 The b[ ] has a ball. (oy) (oi) (ow)

2 I put a c[ ]n in my bank. (oi) (oy) (ou)

3 The water will b[ ]l. (oi) (oy) (ow)

4 A c[ ] says moo. (ow) (ou) (oy)

5 The m[ ]se ate the cheese. (ou) (ow) (oi)

6 I sh[ ]t when I win. (ou) (ow) (oi)

7 The king has a cr[ ]n. (ow) (ou) (oi)

8 Please make less n[ ]se. (oi) (ou) (oy)

Art © Kevin Coulston

PHONICS WORKSHEET · 2ND GRADE · LONG VOWELS

Vowel Team Sound Boxes



A vowel team is one sound, so it gets one box! Say each sound, blend them to read the word, write it, then draw it.

Name: _____ **Date:** _____

1 | ch | ai | n | → _____

2 | g | oa | t | → _____

3 | sh | ee | p | → _____

4 | n | igh | t | → _____

5 | l | ea | f | → _____

6 | t | oa | d | → _____

Sound boxes: one sound in each box. Touch each box as you say its sound, then sweep your finger under the word to blend. The vowel team is in the colored box. Vowel teams and digraphs share a box because they make one sound.

Art © Kevin Coulston

PHONICS WORKSHEET · 2ND GRADE · LONG VOWELS

Real or Silly Words? 2

Sound out each word. Is it a real word or a silly word? Write it in the right column.



Name: _____ **Date:** _____

The rule

A silly word follows the sound rules but has no meaning. Sound it out, then decide: is it a real word?

Word bank

boat · chab · chain · storm · night · voin · sheep · plurt · glark · foat · sheem · shark

real word	silly word

Art © Kevin Coulston