MAZES & PUZZLES · GRADES 1–2

Tiny Circle Maze

Start in the middle. Find the way out of the round maze to the gap in the outside wall.

Name: _____ **Date:** _____



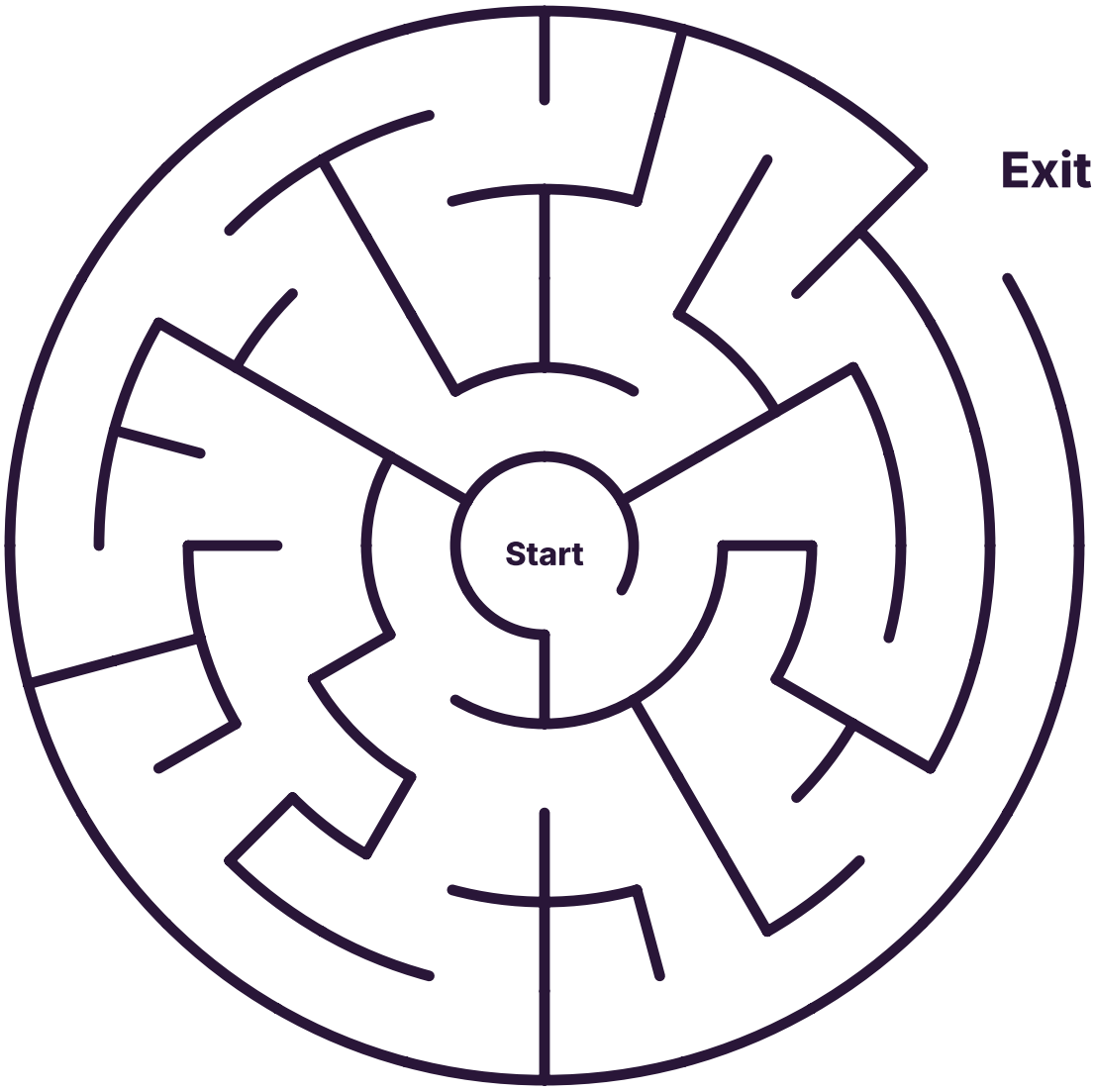

Art © Kevin Coulston

MAZES & PUZZLES · GRADES 1–2

Even Number Path

Start in the top left square. Color only the even numbers to make a path to the bottom right square. Move up, down or sideways.

Name: _____ **Date:** _____



26	28	13	24	28	8
25	16	13	28	17	14
19	4	17	30	25	20
25	20	1	16	1	2
18	16	29	14	11	28
28	27	21	14	21	18
24	22	26	4	5	6

Start at the top left (26) and finish at the bottom right (6). Even numbers end in 0, 2, 4, 6 or 8.

Art © Kevin Coulston

MAZES & PUZZLES · GRADES 1–2

Count by 5s Path

Start at 5. Color the 10 next to it, then 15, and keep counting by 5s all the way to 100. Move up, down or sideways.

Name: _____ **Date:** _____



5	10	90	35	85	45
100	15	30	35	75	60
95	20	25	40	45	55
90	50	45	55	50	15
85	70	65	60	100	30
80	75	40	10	20	95

The 5 is in the top left corner. The path ends at 100. Tip: say the 5s out loud as you go: 5, 10, 15, 20...

Art © Kevin Coulston

MAZES & PUZZLES · GRADES 1–2

Four Medium Mazes

Four mazes, each a little bigger than the last. Draw a line from Start to Finish in each one.



Name: _____ **Date:** _____

Maze 1

Start ↓

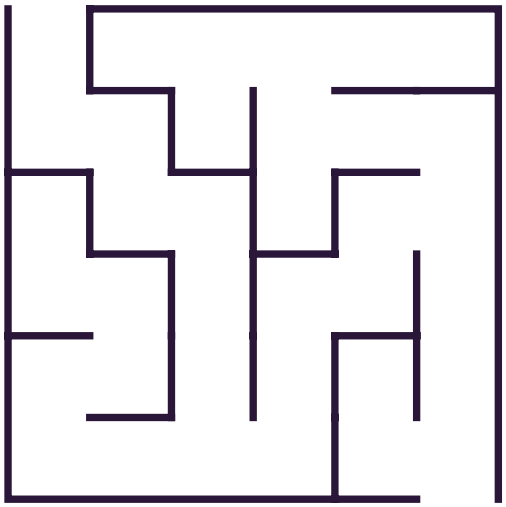

Finish

Maze 2

Start ↓

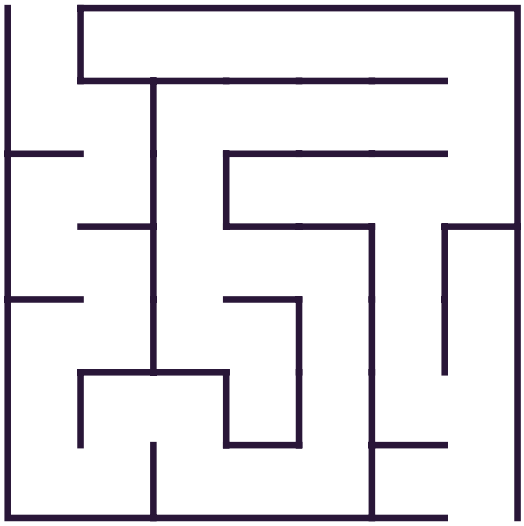

Finish

Maze 3

Start ↓

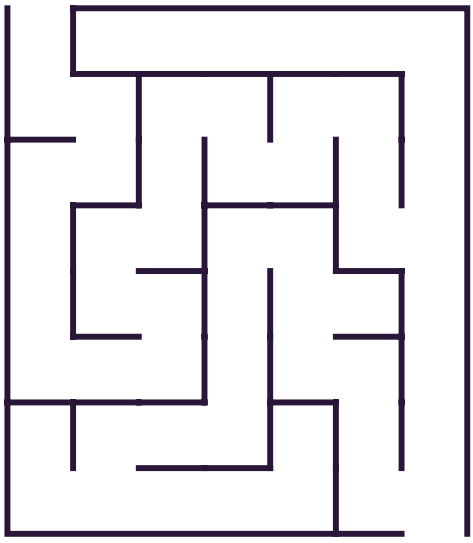

Finish

Maze 4

Start ↓

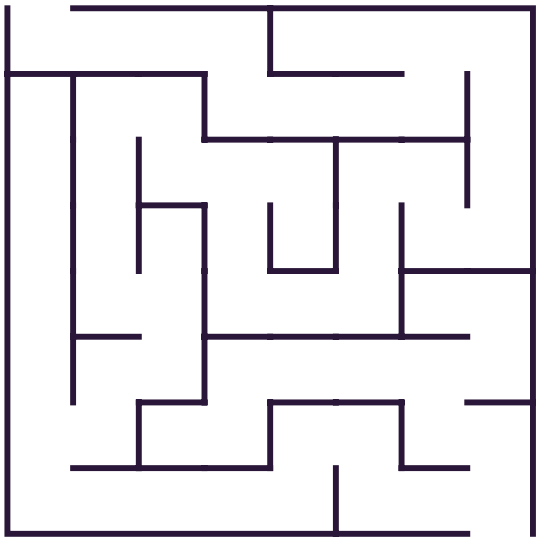

Finish

Art © Kevin Coulston

MAZES & PUZZLES · GRADES 1–2

Count by 5s Dot-to-Dot: Star

Start at 5. Count by 5s and join the dots in order. What did you make?

Name: _____ **Date:** _____



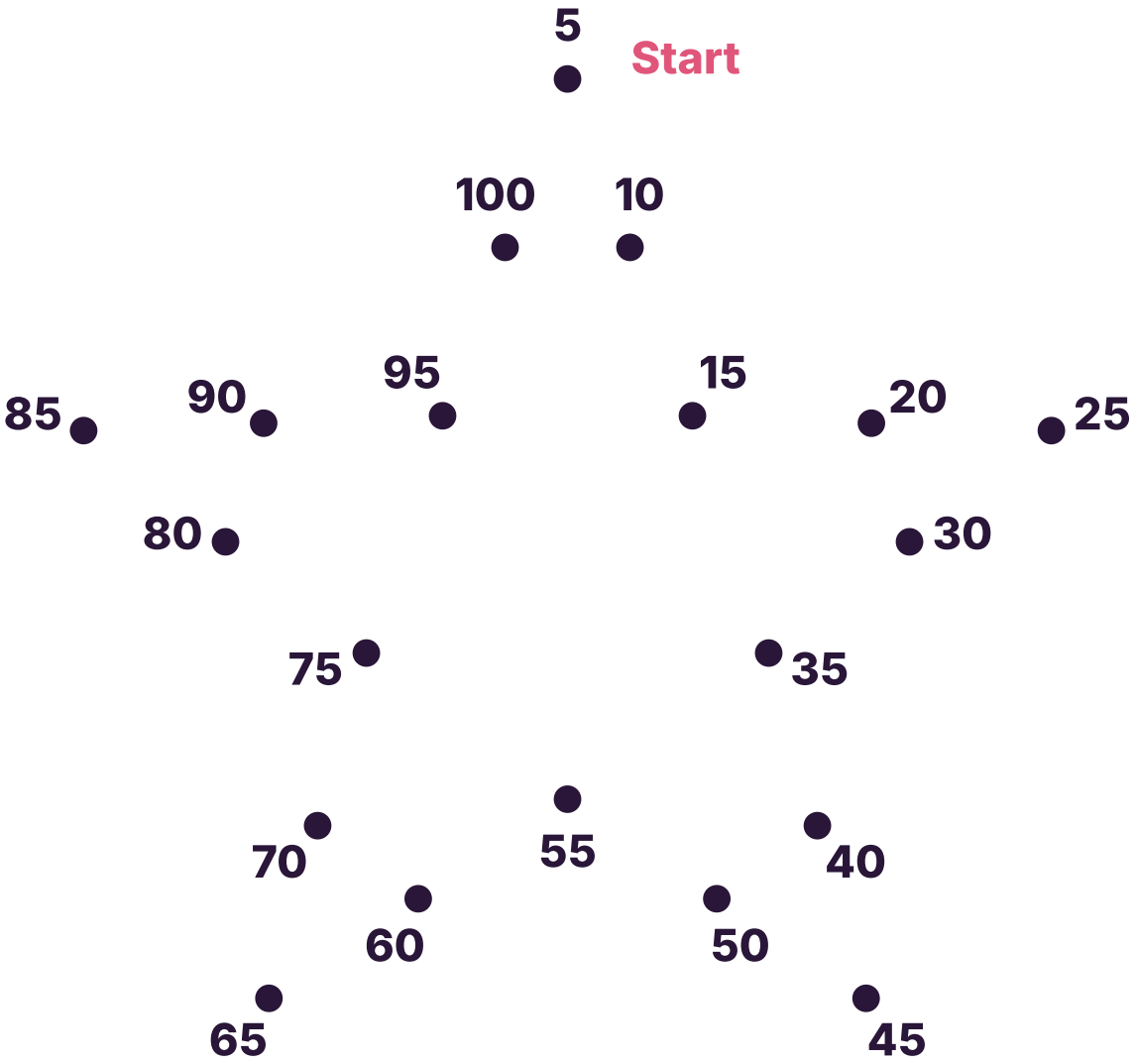

Join the dots from 5 to 100, then join 100 back to 5. Then color it in and draw a face on it. I made a:

Art © Kevin Coulston

MAZES & PUZZLES · GRADES 2–3

Count by 4s Path

Start at 4. Color the 8 next to it, then 12, and keep counting by 4s all the way to 80. Move up, down or sideways.

Name: _____ **Date:** _____



4	8	20	24	28	32
56	12	16	16	36	36
28	20	68	48	16	40
8	44	72	68	80	44
52	80	76	64	48	48
76	16	72	60	56	52

The 4 is in the top left corner. The path ends at 80. Tip: say the 4s out loud as you go: 4, 8, 12, 16...

Art © Kevin Coulston

MAZES & PUZZLES · GRADES 2–3

Count by 3s Dot-to-Dot: Heart

Start at 3. Count by 3s and join the dots in order. What did you make?

Name: _____ **Date:** _____



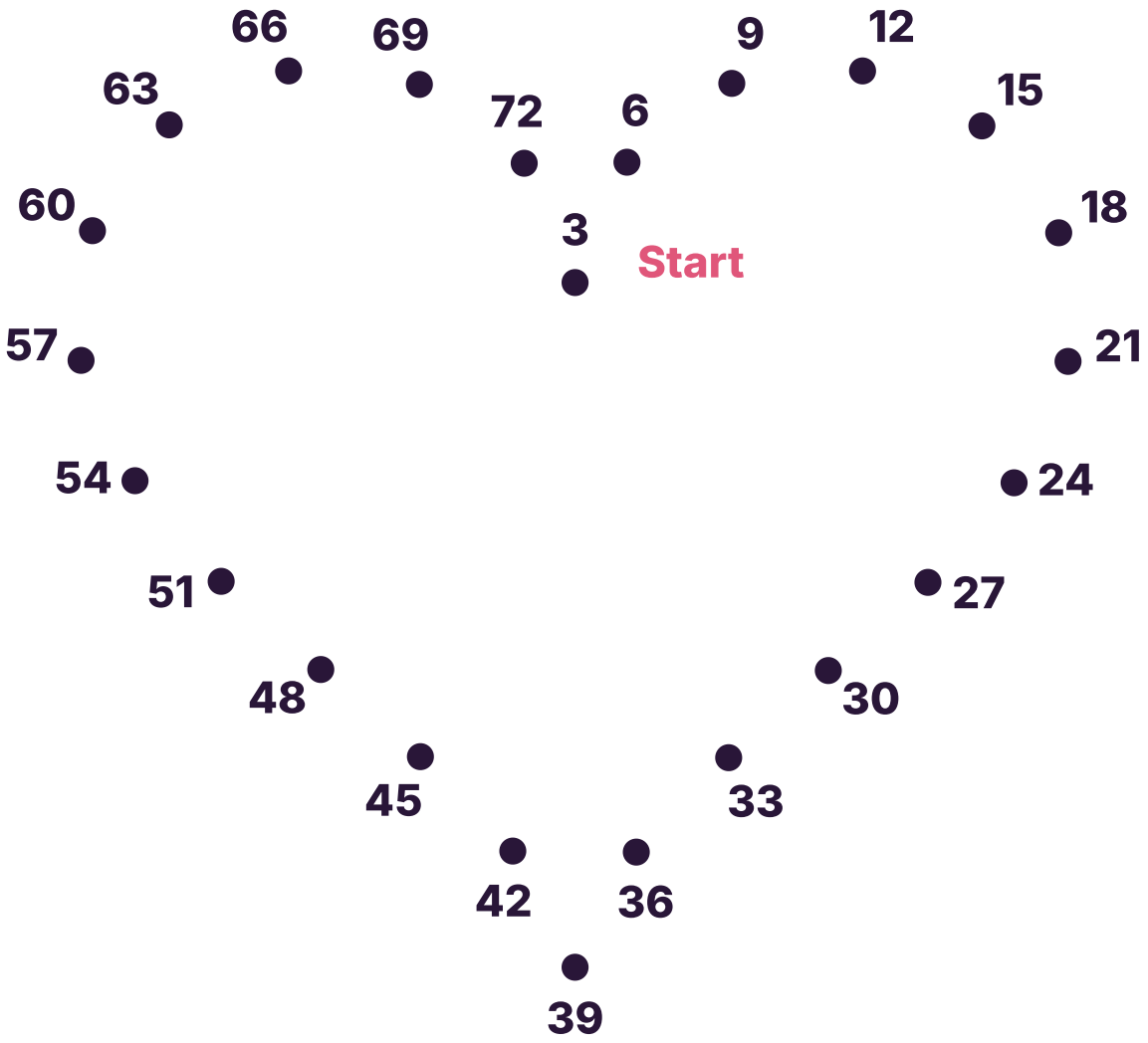

Join the dots from 3 to 72, then join 72 back to 3. Then write the name of someone you love inside it. I made a:

Art © Kevin Coulston

MAZES & PUZZLES · GRADES 2–4

Twisty Tall Maze

Find the way from the top to the bottom. Try it with your finger first, then draw the line.

Name: _____ **Date:** _____



Start ↓



Finish

Art © Kevin Coulston

MAZES & PUZZLES · GRADES 4–5

Bigger Number Path Puzzles

Go from the top left square to the bottom right square, moving only right or down. Find the one path that adds up to the target.



Name: _____ **Date:** _____

8	2	8	8	5
1	8	3	1	2
1	2	4	9	6
7	5	8	5	8
7	8	7	6	7

Puzzle 1 · 5 by 5 · Target: 57

Start at the top left and end at the bottom right. Only move → or ↓.

My path: _____

Total: _____

1	7	7	2	3	3
4	7	5	7	5	4
5	6	7	6	6	9
2	6	2	2	4	8
6	2	2	2	6	7
8	3	6	8	5	7

Puzzle 2 · 6 by 6 · Target: 71

Start at the top left and end at the bottom right. Only move → or ↓.

My path: _____

Total: _____

8	9	5	9	8	3	3
8	2	2	3	4	7	4
6	2	8	3	6	7	2
5	8	4	8	7	7	3
8	7	1	7	4	3	6
3	4	6	9	2	3	7
6	4	7	2	7	8	2

Puzzle 3 · 7 by 7 · Target: 57

Start at the top left and end at the bottom right. Only move → or ↓.

My path: _____

Total: _____

Art © Kevin Coulston

MAZES & PUZZLES · GRADES 4–5

Giant Circle Maze

Start in the middle. Find the one way out of this giant round maze. Use a pencil so you can erase.

Name: _____ **Date:** _____





Art © Kevin Coulston

MATCHING & MEMORY · GRADES K–1

Shape Shadows Memory Match

Cut out the cards. Play memory: a match is a shape and its dark shadow.

Name: _____ **Date:** _____





How to play: cut out the cards and mix them up face down. Take turns flipping two. A match? Keep it and go again. The player with the most pairs wins.

Art © Kevin Coulston

MATCHING & MEMORY · GRADES K–1

Dice Dots Memory Match

Cut out the cards. Play memory: a match is a dice picture and the number of dots on it.



Name: _____ **Date:** _____

9		7	3
6	8		
			5
	4		2

How to play: cut out the cards and mix them up face down. Take turns flipping two. A match? Keep it and go again. The player with the most pairs wins.

Art © Kevin Coulston

MATCHING & MEMORY · GRADE 1

Doubles Memory Match

Cut out the cards. Play memory: a match is a doubles fact and its sum. Say the fact out loud!

Name: _____ **Date:** _____



4 + 4	8	14	7 + 7
6 + 6	4	12	9 + 9
6	8 + 8	16	18
3 + 3	5 + 5	2 + 2	10

How to play: cut out the cards and mix them up face down. Take turns flipping two. A match? Keep it and go again. The player with the most pairs wins.

Art © Kevin Coulston

MATCHING & MEMORY · GRADES 1–2

Subtraction Facts Memory Match



Cut out the cards. Play memory: a match is a subtraction fact and its answer.

Name: _____ **Date:** _____

8	12 − 7	11 − 5	4
17 − 8	3	5	7
6	13 − 6	8 − 5	15 − 7
2	9 − 7	9	10 − 6

How to play: cut out the cards and mix them up face down. Take turns flipping two. A match? Keep it and go again. The player with the most pairs wins.

Art © Kevin Coulston

MATCHING & MEMORY · GRADES 1–2

Clock Memory Match

Cut out the cards. Play memory: a match is a clock and the time it shows.



Name: _____ **Date:** _____

11:00	6:30	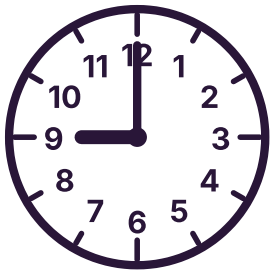	7:45
4:30	3:00	2:15	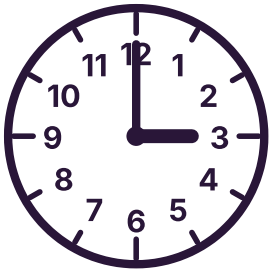
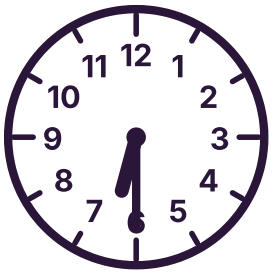	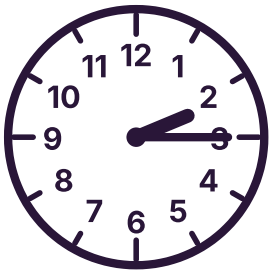	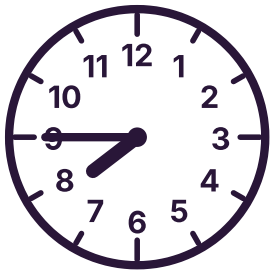	12:30
	9:00	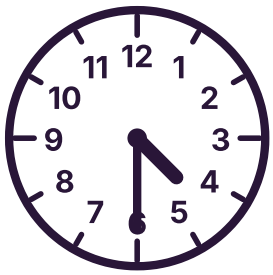	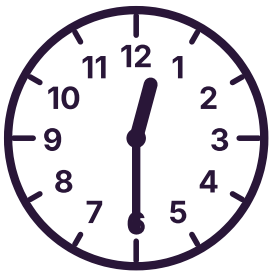

How to play: cut out the cards and mix them up face down. Take turns flipping two. A match? Keep it and go again. The player with the most pairs wins.

Art © Kevin Coulston

MATCHING & MEMORY · GRADES 1–2

Tens and Ones Memory Match

Cut out the cards. Play memory: a match is a picture of tens and ones and the number it shows.

Name: _____ **Date:** _____



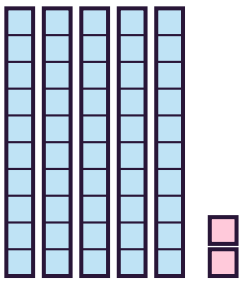	26	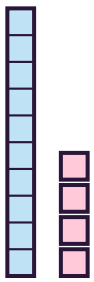	
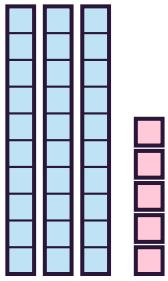	35	52	41
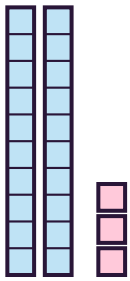	30	14	17
23	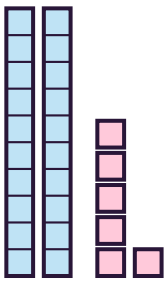	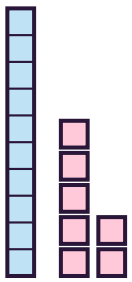	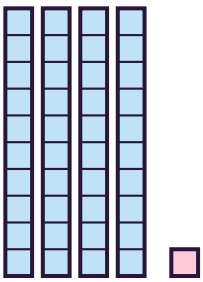

How to play: cut out the cards and mix them up face down. Take turns flipping two. A match? Keep it and go again. The player with the most pairs wins.

Art © Kevin Coulston

MATCHING & MEMORY · GRADES 2–3

Fraction Memory Match

Cut out the cards. Play memory: a match is a shaded fraction bar and its fraction.

Name: _____ **Date:** _____



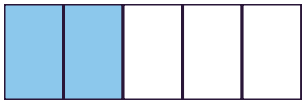		2/5	
	1/2	3/4	5/6
4/5		1/3	
1/4	2/3		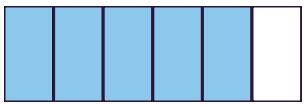

How to play: cut out the cards and mix them up face down. Take turns flipping two. A match? Keep it and go again. The player with the most pairs wins.

Art © Kevin Coulston

MATCHING & MEMORY · GRADE 3

Multiplication Memory Match

Cut out the cards. Play memory: a match is a multiplication fact and its product.

Name: _____ **Date:** _____



8 × 7	49	56	4 × 8
32	54	3 × 4	9 × 5
8 × 3	7 × 7	6 × 7	6 × 9
45	24	12	42

How to play: cut out the cards and mix them up face down. Take turns flipping two. A match? Keep it and go again. The player with the most pairs wins.

Art © Kevin Coulston

MATCHING & MEMORY · GRADES 2–3

Abbreviations Match



An abbreviation is a short way to write a word. Draw a line from each abbreviation to its word.

Name: _____ **Date:** _____

1 Mon.	foot
2 Dr.	September
3 St.	Avenue
4 Jan.	Street
5 Ave.	January
6 Sept.	Doctor
7 ft.	Thursday
8 Thurs.	Monday

Art © Kevin Coulston

MATCHING & MEMORY · GRADES 2–3

Homophones Match



Homophones sound the same but are spelled differently. Draw a line to join each pair. Then use one pair in a sentence.

Name: _____ **Date:** _____

1	two		see
2	sea		flour
3	flower		knight
4	night		bare
5	pair		blew
6	bear		write
7	right		pear
8	blue		too

Use one pair in a sentence

_____

_____

Art © Kevin Coulston

SCAVENGER HUNTS · GRADES K–1

Letter Sounds Scavenger Hunt



Walk around the room. Find something that starts with each sound. Draw it in the box.

Name: _____ **Date:** _____

Something that starts with b

I found: _____

Something that starts with m

I found: _____

Something that starts with s

I found: _____

Something that starts with t

I found: _____

Something that starts with p

I found: _____

Something that starts with c

I found: _____

Art © Kevin Coulston

SCAVENGER HUNTS · GRADES K–1

Big and Small Scavenger Hunt

Find something for each box. Draw it. Can you find the biggest and the smallest thing in the room?



Name: _____ **Date:** _____

Something big

I found: _____

Something small

I found: _____

Something heavy

I found: _____

Something light

I found: _____

Something long

I found: _____

Something short

I found: _____

Art © Kevin Coulston

SCAVENGER HUNTS · GRADES K–1

Number Scavenger Hunt

Look around the room and the school. Check the box when you find each one.

Name: _____ **Date:** _____



- [ ] a clock with numbers
- [ ] a page number in a book
- [ ] a ruler
- [ ] a calendar
- [ ] a number on a door
- [ ] a number bigger than 10
- [ ] the number 5
- [ ] the number 0
- [ ] a number on a sign
- [ ] a number on a shirt
- [ ] a keyboard or a calculator
- [ ] your age written down

Draw the biggest number you found.

Art © Kevin Coulston

SCAVENGER HUNTS · GRADES K–2

Fall Scavenger Hunt



Go outside with a grown-up. Check the box when you find each fall thing.

Name: _____ **Date:** _____

- [ ] a red leaf
- [ ] a yellow leaf
- [ ] a brown leaf
- [ ] an acorn
- [ ] a pinecone
- [ ] a squirrel
- [ ] a pumpkin
- [ ] a crunchy leaf
- [ ] a seed
- [ ] a bird
- [ ] a bare branch
- [ ] a pile of leaves

Draw the best leaf you found.

Art © Kevin Coulston

SCAVENGER HUNTS · GRADES K–2

Playground Scavenger Hunt



At recess, look for each thing on the playground. Check the box when you find it.

Name: _____ **Date:** _____

- [ ] a slide
- [ ] a swing
- [ ] something that spins
- [ ] something you climb
- [ ] a ball
- [ ] sand or wood chips
- [ ] a bench
- [ ] a friend smiling
- [ ] something round
- [ ] something taller than you
- [ ] your shadow
- [ ] something that bounces

Draw your favorite thing to do at recess.

Art © Kevin Coulston

SCAVENGER HUNTS · GRADES 1–3

Recycling Scavenger Hunt

Look around the school or at home. Check the box when you find each thing that can be recycled.



Name: _____ **Date:** _____

- [ ] a paper bag
- [ ] a cardboard box
- [ ] a plastic bottle
- [ ] a can
- [ ] a newspaper
- [ ] a glass jar
- [ ] a recycling bin
- [ ] a cereal box
- [ ] junk mail
- [ ] a milk jug
- [ ] an egg carton
- [ ] a magazine

Draw something new you could make from things that get thrown away.

Art © Kevin Coulston

SCAVENGER HUNTS · GRADES 2–3

Adjective Scavenger Hunt



Find something in the room for each adjective. Write what you found and draw it.

Name: _____ **Date:** _____

Find something…	What I found	Draw it
tiny		
shiny		
striped		
fuzzy		
round		
squishy		
colorful		
heavy		

An adjective is a word that describes a noun: a shiny coin, a fuzzy sweater, a round clock.

Art © Kevin Coulston

SCAVENGER HUNTS · GRADES 2–3

Math in the Classroom Scavenger Hunt



Find each thing in the classroom. Write what you found and one number fact about it.

Name: _____ **Date:** _____

Find…	What I found	The math
something that comes in pairs		
something with 4 corners		
something with a number on it		
something shaped like a circle		
a group you can count by 2s		
something longer than your pencil		
something shorter than your finger		
a group of 10 things		

In the math column, write a number fact about it: 2 shoes make 1 pair, a book has 4 corners, 10 crayons in a box.

Art © Kevin Coulston

SCAVENGER HUNTS · GRADES 2–4

Library Scavenger Hunt

Visit the library. Hunt for each thing and write the title or answer on the line.

Name: _____ **Date:** _____



The title of a book about an animal

_____

A book with a dog on the cover

_____

A nonfiction book about space

_____

A book of poems

_____

A chapter book with more than 100 pages

_____

An author whose last name starts with S

_____

A book with a medal sticker on the cover

_____

A biography: a true story about a person's life

_____

The call number on a book about dinosaurs

_____

A book you want to read next

_____

Art © Kevin Coulston

SCAVENGER HUNTS · GRADES 3–5

Fractions Scavenger Hunt

Find each one in the classroom or the school. Write what you found, draw it and shade the fraction.



Name: _____ **Date:** _____

Find…	What I found	Draw it and shade the fraction
something cut in half		
something in 4 equal parts		
a window with equal panes		
something folded in half		
a group where half are one color		
a clock: shade a quarter hour		
a ruler or cup with fractions on it		
a group where 1/3 are one kind		

Equal parts are the same size. Halves are 2 equal parts, thirds are 3 and fourths are 4.

Art © Kevin Coulston

EARLY FINISHERS · KINDERGARTEN

Kindergarten Early Finisher Page 3



Done early? Try these quiet puzzles on your own.

Name: _____ **Date:** _____

1 **Count the moons. Write the number.**

☾ ☾ ☾ ☾ ☾ ☾

How many? ☐

2 **What comes next? Draw it.**

□ ○ ○ □ ○ ☐

3 **Circle every letter d.**

d b q d p d b q

b d p q d b d p

4 **Circle the one that is different.**

♡ ♡ ♡ ☆ ♡

5 **Draw a house for a tiny bug. What does it need?**

Art © Kevin Coulston

EARLY FINISHERS · KINDERGARTEN

Kindergarten Early Finisher Page 4



Done early? Try these quiet puzzles on your own.

Name: _____ **Date:** _____

1 **Count the diamonds. Write the number.**



How many? ☐

2 **Circle the bigger number in each pair.**

5 2 1 6

8 9 7 3

3 **What comes next? Draw it.**



4 **Circle every letter m.**

m n w m u n m w

n m u m w n m n

5 **Draw what you can see out of the window.**

Art © Kevin Coulston

EARLY FINISHERS · GRADE 1

1st Grade Early Finisher Page 3

Done early? Try these puzzles on your own.

Name: _____ **Date:** _____



1 **Count by 2s, 5s and 10s. Fill in the missing numbers.**

2	4	☐	8	☐	12	
5	10	☐	20	☐	30	
20	☐	40	☐	60	70	

2 **Count the tally marks. Write the number.**

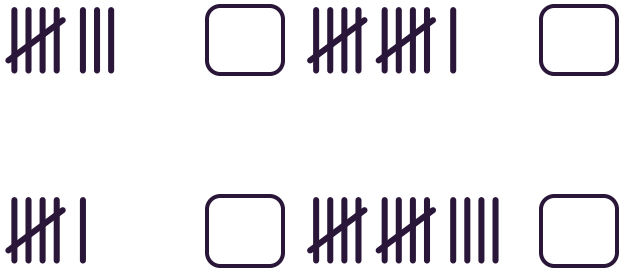

3 **Write a word that rhymes.**

map rhymes with _____

cake rhymes with _____

ring rhymes with _____

boat rhymes with _____

4 **Circle the word that does not belong.**

bus	car	train	apple
one	two	blue	four
milk	juice	sock	water

5 **Draw a robot that helps you clean your room. What does each button do?**

Art © Kevin Coulston

EARLY FINISHERS · GRADE 1

1st Grade Early Finisher Page 4

Done early? Try these puzzles on your own.

Name: _____ **Date:** _____



1 Write <, > or = in each box.

23	☐	32		45	☐	54
70	☐	7		18	☐	18
61	☐	16		99	☐	90

2 Unscramble the animal words.

GORF	It hops and says ribbit.	_____
KUCD	It says quack.	_____
SIHF	It swims and has fins.	_____
RABE	Big and furry. Loves honey.	_____

3 Word ladder: change one letter each step.

SUN

_____ to go very fast

_____ yesterday I ___ home

RAT

4 Count the hexagons. Write the number.

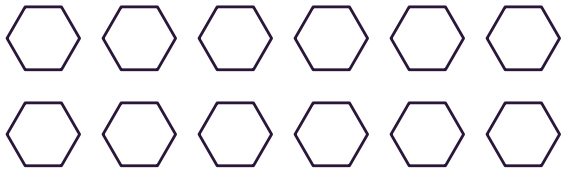

How many? ☐

5 Draw a brand new animal: half cat and half fish. Give it a name.

Art © Kevin Coulston

EARLY FINISHERS · GRADE 2

2nd Grade Early Finisher Page 3

Done early? Crack the code, build the pyramid and finish the pairs.

Name: _____ **Date:** _____



1 **Crack the code to read the answer. A = 1, B = 2, C = 3 ...**

What do you call a bear with no teeth?

A 1	B 2	C 3	D 4	E 5	F 6	G 7	H 8	I 9	J 10	K 11	L 12	M 13
N 14	O 15	P 16	Q 17	R 18	S 19	T 20	U 21	V 22	W 23	X 24	Y 25	Z 26

1	7	21	13	13	25

2	5	1	18

2 **Number pyramid: each brick is the sum of the two bricks under it.**

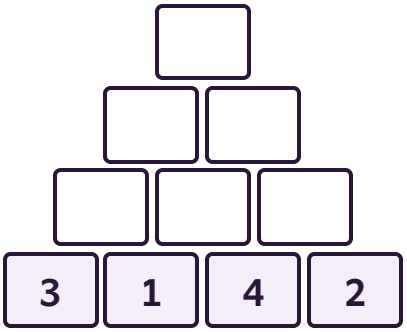

3 **Finish each pair.**

Fish is to swim as bird is to _____

Big is to small as tall is to _____

Cat is to kitten as dog is to _____

Eye is to see as ear is to _____

4 **Design a new ride for the playground. Label its parts.**

Art © Kevin Coulston

EARLY FINISHERS · GRADE 2

2nd Grade Early Finisher Page 4

Done early? Find the missing numbers and the rules, then write a silly story.

Name: _____ **Date:** _____



1 Write the missing number.

9 + ☐ = 17

☐ + 7 = 15

16 − ☐ = 7

☐ − 6 = 8

2 Color the squares on the right so both halves match.

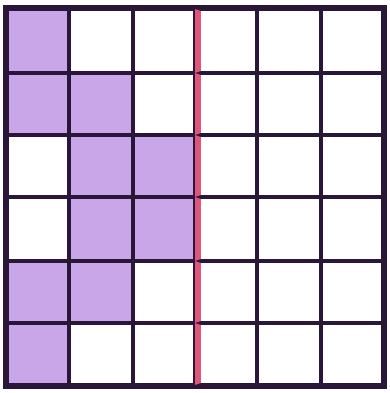

3 What comes next? Find the rule.

4 8 12 16 ☐

30 27 24 21 ☐

5 10 20 40 ☐

11 22 33 44 ☐

4 Your teacher turns into a cat for one day. What happens in class?

Art © Kevin Coulston

EARLY FINISHERS · GRADE 3

3rd Grade Early Finisher Page 3

Done early? Pick any puzzle on this page. Can you solve them all?

Name: _____ **Date:** _____



1 **Magic square: every row, column and diagonal adds up to 15. Fill in the missing numbers.**

	9	
	5	
8		6

2 **Solve each fact. Find its letter to answer the riddle.**

What can you hold without ever touching it?

16 = H 18 = T 20 = B 21 = R 35 = E

36 = A

9×4	5×4	7×3	7×5	4×9	6×3

2×8

3 **What comes next? Find the rule.**

6 12 18 24 ☐

100 90 81 73 ☐

2 3 5 8 12 ☐

4 **Invent a new holiday. What is it called, and how do people celebrate it?**

Art © Kevin Coulston

EARLY FINISHERS · GRADE 3

3rd Grade Early Finisher Page 4

Done early? These take some thinking. Work in pencil.

Name: _____ **Date:** _____



1 Word ladder: change one letter each step.

COLD

_____ a thick string

_____ you mail one on a birthday

_____ a room in a hospital

WARM

2 Finish each analogy.

Pages are to a book as leaves are to a _____

Painter is to brush as writer is to _____

Hungry is to eat as tired is to _____

Wheel is to car as wing is to _____

3 How many words can you make from the letters in DINOSAUR?

DINOSAUR

4 Color the squares on the right so both halves match.

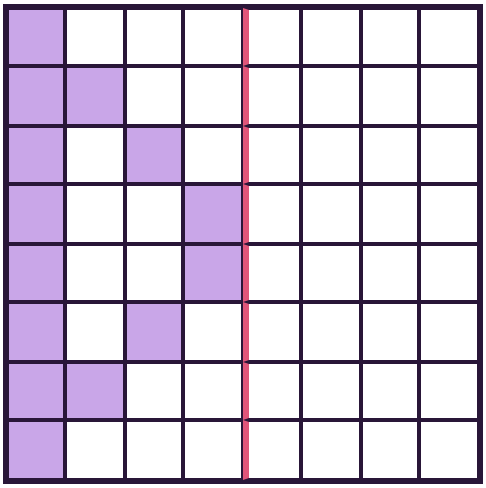

Art © Kevin Coulston

EARLY FINISHERS · GRADES 4–5

4th and 5th Grade Early Finisher Page 3



Done early? These puzzles take some real thinking. Work in pencil.

Name: _____ **Date:** _____

1 **Sudoku: use the numbers 1 to 6 once in each row, column and box.**

5	6	3			2
4		1	3	5	
1					4
	4		2		
6		4			
2	3				

2 **Number pyramid: each brick is the sum of the two bricks under it.**

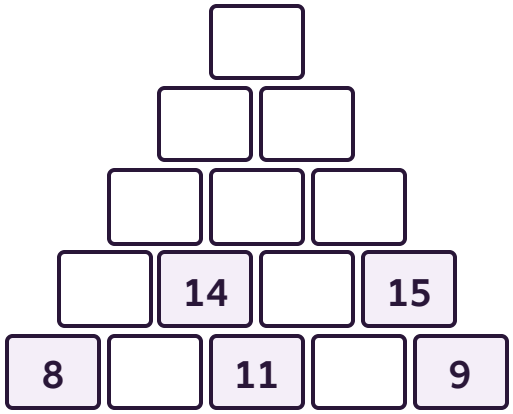

3 **Finish each analogy.**

Square is to cube as circle is to _____

Fahrenheit is to temperature as inch is to _____

Seed is to plant as egg is to _____

Dozen is to twelve as century is to _____

4 **Solve each fact. Find its letter to answer the riddle.**

What has its bottom at the top?

15 = A 16 = G 21 = L 35 = E 36 = M

56 = F

5×3	3×7	5×7	4×4

Art © Kevin Coulston

EARLY FINISHERS · GRADES 4–5

4th and 5th Grade Early Finisher Page 4

Done early? These puzzles take some real thinking. Work in pencil.

Name: _____ **Date:** _____



1 What comes next? Find the rule.

3 9 27 81 ☐

1 4 16 64 ☐

2 3 5 7 11 ☐

64 32 16 8 ☐

1 8 27 64 ☐

2 Write the missing number.

9 × ☐ = 63

☐ × 8 = 64

81 ÷ ☐ = 9

☐ ÷ 6 = 7

3 Word ladder: change one letter each step.

BOAT

_____ you wear it when it is cold

_____ how much something is

COLT

4 How many words can you make from the letters in EXPERIMENT?

EXPERIMENT

Art © Kevin Coulston

LOGIC PUZZLES · GRADES 2–3

Logic Grid: Lunch Time

Read the clues. Put an X in a box when the answer is no, and an O when it is yes. Each person has just one.

Name: _____ **Date:** _____



Puzzle 1: Who packed which snack?

	apple	cheese	crackers
Ana			
Bo			
Cal			

Clues

1. Bo's snack is a fruit.
2. Cal's snack is not crackers.

Answers

Ana: _____ **Bo:** _____

Cal: _____

Puzzle 2: Who drank which drink?

	milk	juice	water
Dot			
Ed			
Flo			

Clues

1. Dot and Ed did not drink water.
2. Ed's drink came from a cow.

Answers

Dot: _____ **Ed:** _____

Flo: _____

Art © Kevin Coulston

LOGIC PUZZLES · GRADES 2–3

Letter Sudoku Puzzles



Write A, B, C or D in each empty square. Each row, each column and each thick box has each letter once.

Name: _____ **Date:** _____

Puzzle 1

D		B	A
A		C	
C		D	

Puzzle 2

D		A	C
	C		B
	A		
		B	

Puzzle 3

		D	A
	A		C
A			
	D		B

Puzzle 4

D		B	A
A			
C			
B		A	

Art © Kevin Coulston

LOGIC PUZZLES · GRADES 2–3

What Am I? Riddles

Read each riddle. Think about every clue, then write what it is on the line.

Name: _____ **Date:** _____



I am yellow and long. You peel me before you eat me. What am I?

_____

I have pages, but I am not a tree. You read me. What am I?

_____

I have a bed, but I never sleep. I have a mouth, but I never eat. What am I?

_____

I have lots of keys, but I cannot open a door. You play me. What am I?

_____

I have one eye, but I cannot see. I help you sew. What am I?

_____

The more you take, the more you leave behind. What am I?

_____

I have four legs, but I cannot walk. You eat dinner at me. What am I?

_____

I can fly without wings and cry without eyes. What am I?

_____

I am always in front of you, but you can never see me. What am I?

_____

I have a thumb and four fingers, but I am not alive. What am I?

_____

Art © Kevin Coulston

LOGIC PUZZLES · GRADES 3–4

Logic Grid: Field Day

Read the clues. Put an X in a box when the answer is no, and an O when it is yes. Each one has just one, and no two share.

Name: _____ **Date:** _____



Puzzle 1: Who won which ribbon?

	gold	silver	bronze
Gia			
Hal			
Ike			

Clues

1. Gia did not win gold or silver.
2. Hal did not win gold.

Answers

Gia: _____ **Hal:** _____

Ike: _____

Puzzle 2: Who did which race?

	sack race	relay	egg and spoon	tug of war
Jo				
Kai				
Lu				
Mo				

Clues

1. Jo did the relay or the sack race.
2. Kai and Lu did not do tug of war.
3. Lu needed a spoon.
4. Kai did not do the relay.

Answers

Jo: _____ **Kai:** _____

Lu: _____ **Mo:** _____

Art © Kevin Coulston

LOGIC PUZZLES · GRADES 3–5

Number Pyramid Puzzles

Each brick is the sum of the two bricks under it. Fill in every empty brick. Some puzzles make you subtract!



Name: _____ **Date:** _____

Puzzle 1

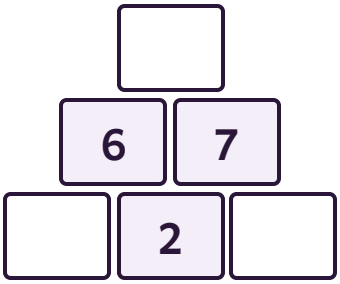

Puzzle 2

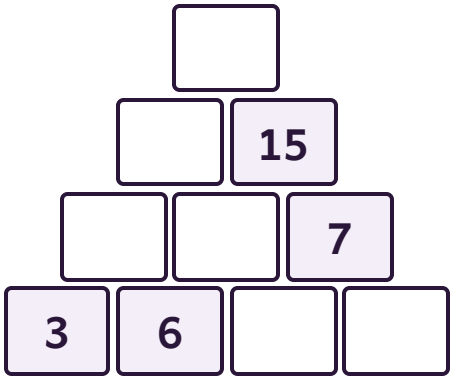

Puzzle 3

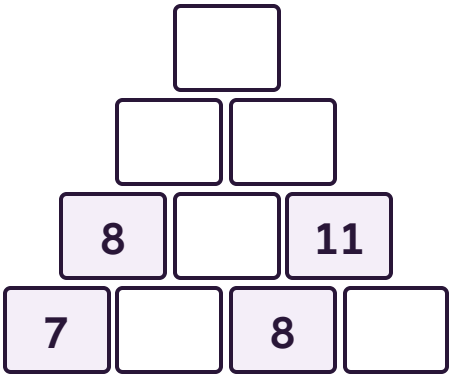

Puzzle 4

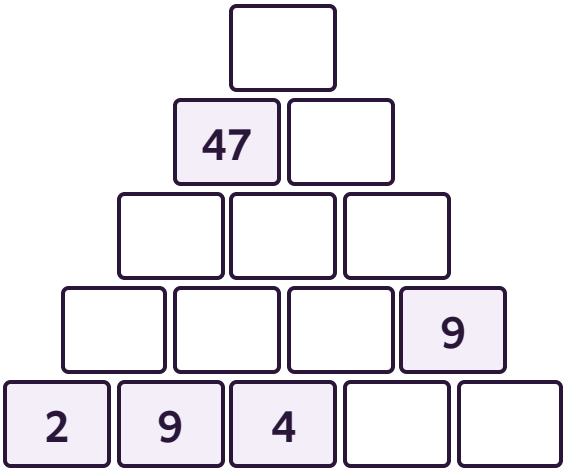

Art © Kevin Coulston

LOGIC PUZZLES · GRADES 3–5

Math Brain Teasers

Read each brain teaser carefully. Some are tricks! Write your answer on the line.



Name: _____ **Date:** _____

A farmer has 6 cows. All but 2 run away. How many are left?

_____

How many months have 28 days?

_____

A brick weighs 1 pound plus half a brick. How much does the whole brick weigh?

_____

What do you get if you multiply all the numbers on a phone keypad together?

_____

I am an odd number. Take away one letter and I become even. What number am I?

_____

Two dads and two sons go fishing. They catch 3 fish, one each. How can that be?

_____

How can you add eight 8s to make 1,000?

_____

A frog is at the bottom of a 10 foot well. Each day it climbs up 3 feet, and each night it slides down 2. On which day does it get out?

_____

Which three whole numbers give the same answer when you add them or multiply them?

_____

If 3 cats catch 3 mice in 3 minutes, how many cats catch 100 mice in 100 minutes?

_____

Art © Kevin Coulston

LOGIC PUZZLES · GRADES 4–5

Shape Math Challenge

Each shape stands for a number. The same shape is always the same number. Solve each puzzle, one line at a time.

Name: _____ **Date:** _____



Puzzle 1

☆ + ☆ + ☆ = 18

☆ + ○ = 15

○ + △ + △ = 17

☆ = □ ○ = □ △ = □

Puzzle 2

♡ + ♡ = 14

♡ + ☾ + ☾ = 19

☾ + □ = 20

♡ = □ ☾ = □ □ = □

Puzzle 3

□ + □ + □ + □ = 16

□ + △ = 13

△ + △ + ☆ = 25

□ = □ △ = □ ☆ = □

Puzzle 4

○ + ☆ = 11

○ + ○ = 8

☆ + ☆ + ♡ = 20

○ = □ ☆ = □ ♡ = □

Art © Kevin Coulston

LOGIC PUZZLES · GRADES 4–5

Tricky Odd One Out

One thing in each row does not belong. Circle it, then write why. Careful: these are tricky!

Name: _____ **Date:** _____



1	9	16	20	25	Why? _____
2	Mercury	Mars	Moon	Venus	Why? _____
3	triangle	cube	square	pentagon	Why? _____
4	spider	ant	bee	beetle	Why? _____
5	3	7	9	11	Why? _____
6	ice	steam	rain	sand	Why? _____
7	quickly	slowly	lovely	softly	Why? _____
8	0.5	1/2	50%	1/5	Why? _____

Art © Kevin Coulston

LOGIC PUZZLES · GRADES 4–5

6 by 6 Sudoku Puzzles

Write 1 to 6 in each empty square. Each row, each column and each thick box has each number once.

Name: _____ **Date:** _____



Puzzle 1

		1		2	
		6	1		3
	3		2		
1	4			3	6
2	6		4		5
					2

Puzzle 2

2					
4	1	6		5	
6		1			
		5		2	6
1		2			5
	6	4		3	

Art © Kevin Coulston

LOGIC PUZZLES · GRADES 4–5

Logic Grid: Space Camp

Read the clues. Put an X in a box when the answer is no, and an O when it is yes. Each one has just one, and no two share.



Name: _____ **Date:** _____

Puzzle 1: Who built which rocket?

	red	blue	green	silver
Nova				
Orion				
Pax				
Quill				

Clues

1. Nova's rocket is not red or blue.
2. Orion and Pax did not build the silver rocket.
3. Quill built the green or the red rocket.
4. Orion built the blue rocket.
5. Quill did not build the green rocket.

Answers

Nova: _____ **Orion:** _____

Pax: _____ **Quill:** _____

Puzzle 2: Who visited which planet?

	Mars	Venus	Saturn	Neptune
Rae				
Sol				
Tex				
Uma				

Clues

1. Rae went to the planet with the biggest, brightest rings.
2. Sol and Tex did not go to Mars.
3. Tex did not go to Neptune.

Answers

Rae: _____ **Sol:** _____

Tex: _____ **Uma:** _____

Art © Kevin Coulston

ANSWER KEY · MAZES & PUZZLES · FOR GROWN-UPS

Answer Key: Tiny Circle Maze

Start in the middle. Find the way out of the round maze to the gap in the outside wall.



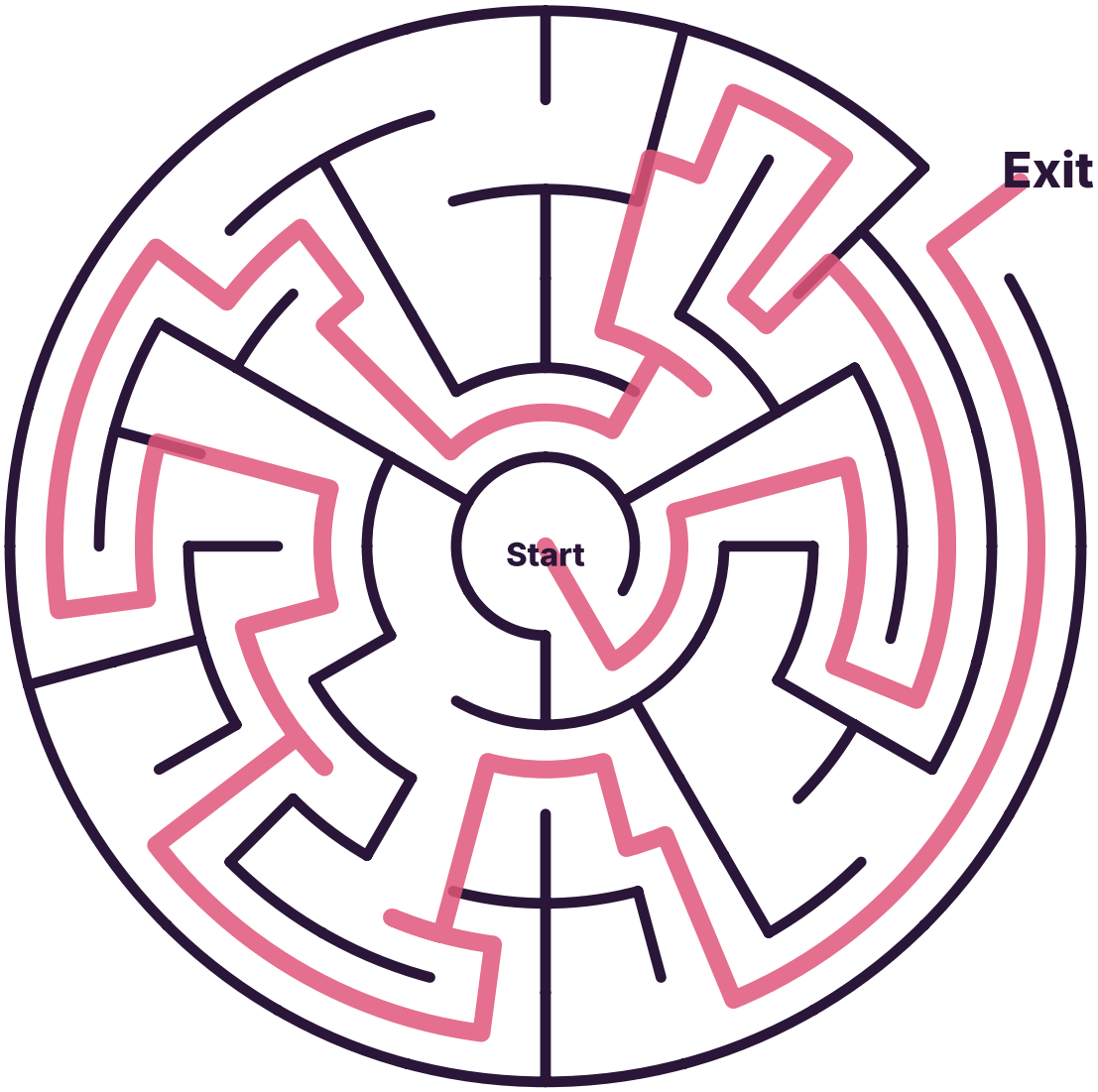

Art © Kevin Coulston

ANSWER KEY · MAZES & PUZZLES · FOR GROWN-UPS

Answer Key: Even Number Path

Start in the top left square. Color only the even numbers to make a path to the bottom right square. Move up, down or sideways.



26	28	13	24	28	8
25	16	13	28	17	14
19	4	17	30	25	20
25	20	1	16	1	2
18	16	29	14	11	28
28	27	21	14	21	18
24	22	26	4	5	6

Start at the top left (26) and finish at the bottom right (6). Even numbers end in 0, 2, 4, 6 or 8.

Art © Kevin Coulston

ANSWER KEY · MAZES & PUZZLES · FOR GROWN-UPS

Answer Key: Count by 5s Path

Start at 5. Color the 10 next to it, then 15, and keep counting by 5s all the way to 100. Move up, down or sideways.



5	10	90	35	85	45
100	15	30	35	75	60
95	20	25	40	45	55
90	50	45	55	50	15
85	70	65	60	100	30
80	75	40	10	20	95

The 5 is in the top left corner. The path ends at 100. Tip: say the 5s out loud as you go: 5, 10, 15, 20...

Art © Kevin Coulston

ANSWER KEY · MAZES & PUZZLES · FOR GROWN-UPS

Answer Key: Four Medium Mazes



Four mazes, each a little bigger than the last. Draw a line from Start to Finish in each one.

Maze 1

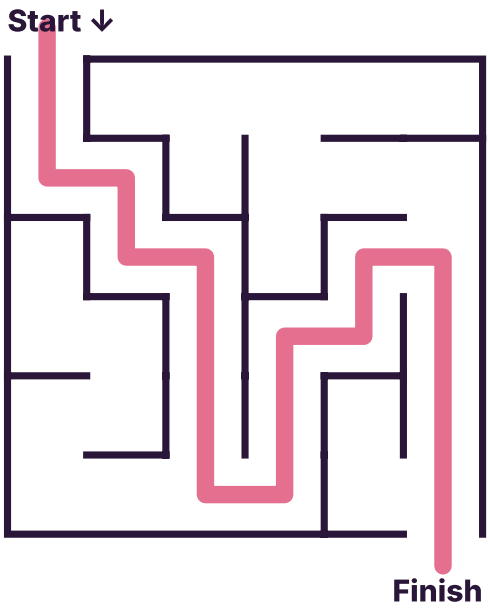

Maze 2



Maze 3



Maze 4



Art © Kevin Coulston

ANSWER KEY · MAZES & PUZZLES · FOR GROWN-UPS

Answer Key: Count by 5s Dot-to-Dot: Star

Start at 5. Count by 5s and join the dots in order. What did you make?



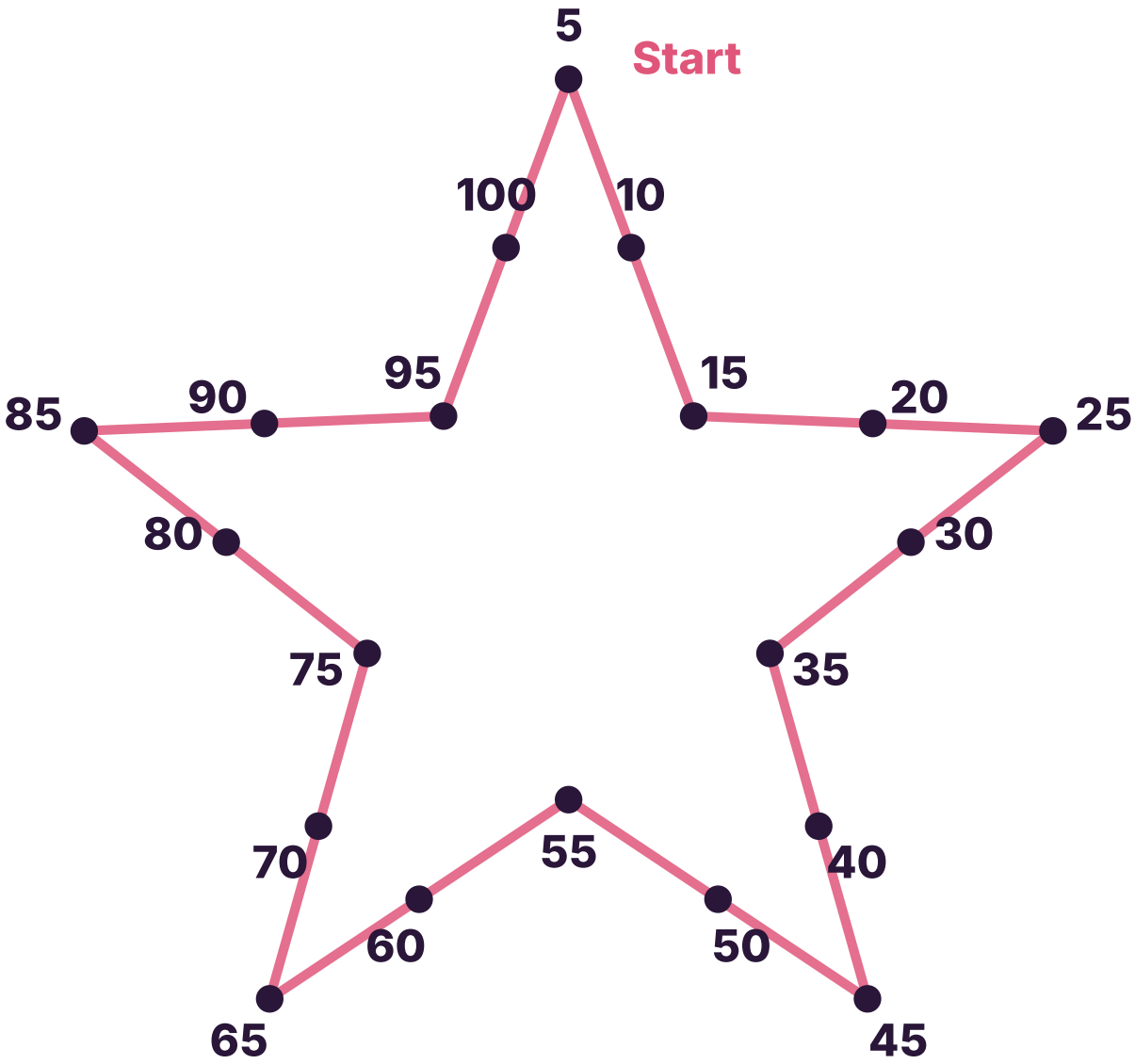

Join the dots from 5 to 100, then join 100 back to 5. Then color it in and draw a face on it. It is a star!

Art © Kevin Coulston

ANSWER KEY · MAZES & PUZZLES · FOR GROWN-UPS

Answer Key: Count by 4s Path

Start at 4. Color the 8 next to it, then 12, and keep counting by 4s all the way to 80. Move up, down or sideways.



4	8	20	24	28	32
56	12	16	16	36	36
28	20	68	48	16	40
8	44	72	68	80	44
52	80	76	64	48	48
76	16	72	60	56	52

The 4 is in the top left corner. The path ends at 80. Tip: say the 4s out loud as you go: 4, 8, 12, 16...

Art © Kevin Coulston

ANSWER KEY · MAZES & PUZZLES · FOR GROWN-UPS

Answer Key: Count by 3s Dot-to-Dot: Heart

Start at 3. Count by 3s and join the dots in order. What did you make?



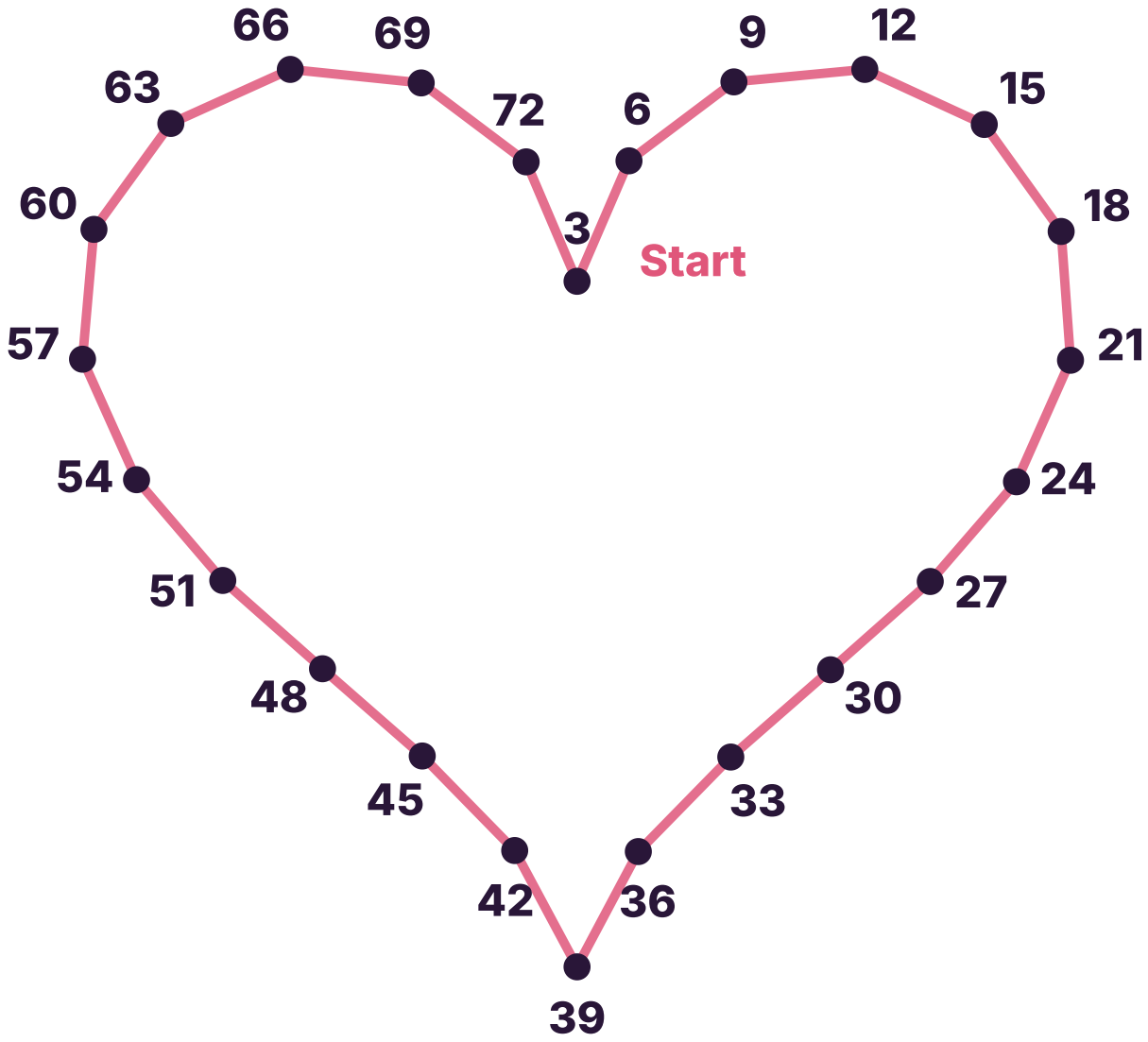

Join the dots from 3 to 72, then join 72 back to 3. Then write the name of someone you love inside it. It is a heart!

Art © Kevin Coulston

ANSWER KEY · MAZES & PUZZLES · FOR GROWN-UPS

Answer Key: Twisty Tall Maze

Find the way from the top to the bottom. Try it with your finger first, then draw the line.





Art © Kevin Coulston

ANSWER KEY · MAZES & PUZZLES · FOR GROWN-UPS

Answer Key: Bigger Number Path Puzzles



Go from the top left square to the bottom right square, moving only right or down. Find the one path that adds up to the target.

8	2	8	8	5
1	8	3	1	2
1	2	4	9	6
7	5	8	5	8
7	8	7	6	7

Puzzle 1 · 5 by 5 · Target: 57

Start at the top left and end at the bottom right. Only move → or ↓.

My path: 8 + 2 + 8 + 8 + 1 + 9 + 6 + 8 + 7

Total: 57

1	7	7	2	3	3
4	7	5	7	5	4
5	6	7	6	6	9
2	6	2	2	4	8
6	2	2	2	6	7
8	3	6	8	5	7

Puzzle 2 · 6 by 6 · Target: 71

Start at the top left and end at the bottom right. Only move → or ↓.

My path: 1 + 7 + 7 + 6 + 7 + 6 + 6 + 9 + 8 + 7 + 7

Total: 71

8	9	5	9	8	3	3
8	2	2	3	4	7	4
6	2	8	3	6	7	2
5	8	4	8	7	7	3
8	7	1	7	4	3	6
3	4	6	9	2	3	7
6	4	7	2	7	8	2

Puzzle 3 · 7 by 7 · Target: 57

Start at the top left and end at the bottom right. Only move → or ↓.

My path: 8 + 8 + 2 + 2 + 3 + 3 + 6 + 7 + 4 + 2 + 3 + 7 + 2

Total: 57

Art © Kevin Coulston

ANSWER KEY · MAZES & PUZZLES · FOR GROWN-UPS

Answer Key: Giant Circle Maze

Start in the middle. Find the one way out of this giant round maze. Use a pencil so you can erase.



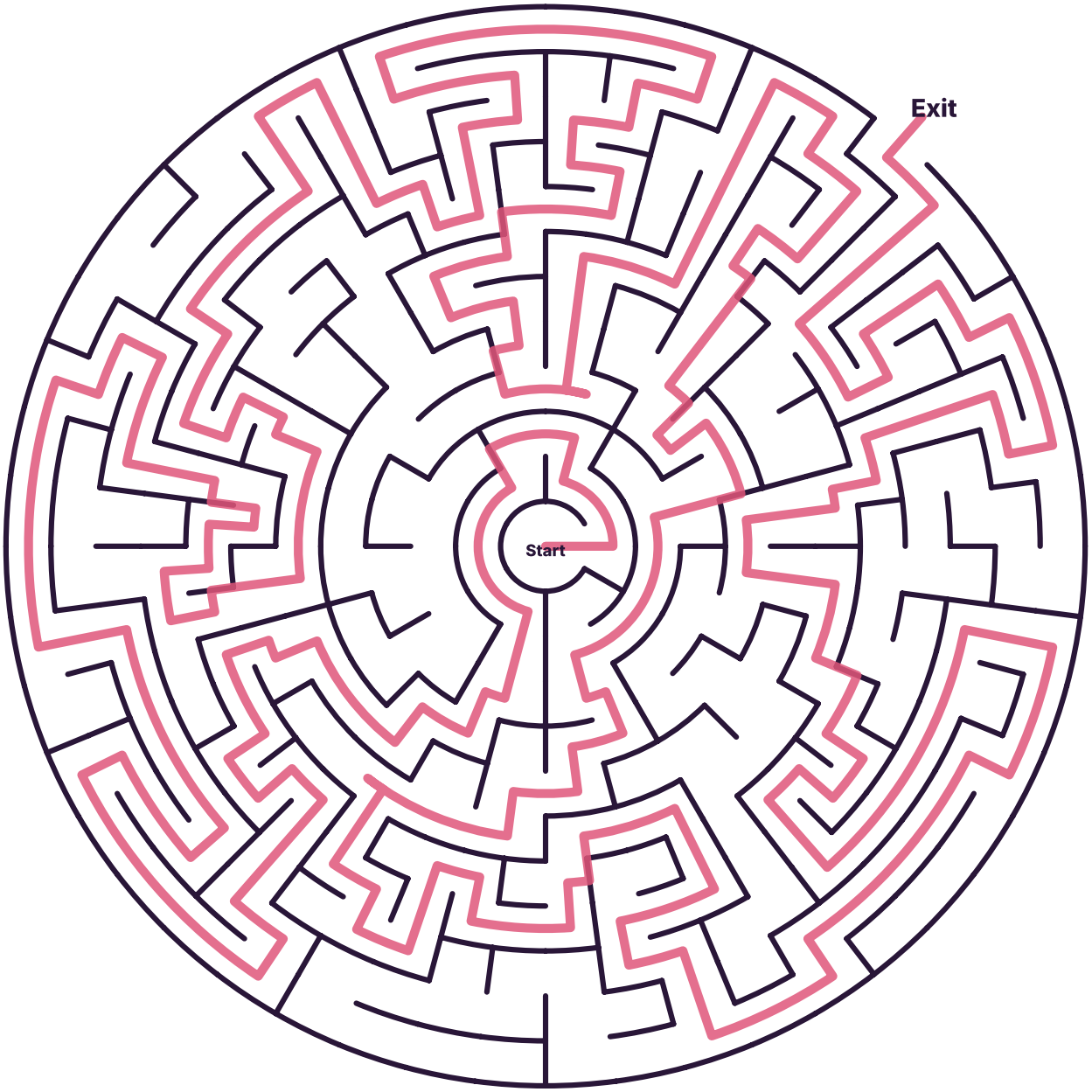

Art © Kevin Coulston

ANSWER KEY · MATCHING & MEMORY · FOR GROWN-UPS

Answer Key: Abbreviations Match



An abbreviation is a short way to write a word. Draw a line from each abbreviation to its word.

1	Mon.		foot
2	Dr.		September
3	St.		Avenue
4	Jan.		Street
5	Ave.		January
6	Sept.		Doctor
7	ft.		Thursday
8	Thurs.		Monday

Art © Kevin Coulston

ANSWER KEY · MATCHING & MEMORY · FOR GROWN-UPS

Answer Key: Homophones Match

Homophones sound the same but are spelled differently. Draw a line to join each pair. Then use one pair in a sentence.



1	two		see
2	sea		flour
3	flower		knight
4	night		bare
5	pair		blew
6	bear		write
7	right		pear
8	blue		too

Use one pair in a sentence

Art © Kevin Coulston

ANSWER KEY · EARLY FINISHERS · FOR GROWN-UPS

Answer Key: Kindergarten Early Finisher Page 3

Done early? Try these quiet puzzles on your own.



1 **Count the moons. Write the number.**

☾ ☾ ☾ ☾ ☾ ☾

How many? 6

2 **What comes next? Draw it.**

□ ○ ○ □ ○ ○

3 **Circle every letter d.**

(d) b q (d) p (d) b q

b (d) p q (d) b (d) p

4 **Circle the one that is different.**

♡ ♡ ♡ ☆ ♡

5 **Draw a house for a tiny bug. What does it need?**

Art © Kevin Coulston

ANSWER KEY · EARLY FINISHERS · FOR GROWN-UPS

Answer Key: Kindergarten Early Finisher Page 4

Done early? Try these quiet puzzles on your own.



1 Count the diamonds. Write the number.



How many? 8

2 Circle the bigger number in each pair.

5 2 1 6

8 9 7 3

3 What comes next? Draw it.



4 Circle every letter m.

m n w m u n m w

n m u m w n m n

5 Draw what you can see out of the window.

Art © Kevin Coulston

ANSWER KEY · EARLY FINISHERS · FOR GROWN-UPS

Answer Key: 1st Grade Early Finisher Page 3

Done early? Try these puzzles on your own.



1 Count by 2s, 5s and 10s. Fill in the missing numbers.

2	4	6	8	10	12
5	10	15	20	25	30
20	30	40	50	60	70

2 Count the tally marks. Write the number.

8

11

6

14

3 Write a word that rhymes.

map rhymes with _____

cake rhymes with _____

ring rhymes with _____

boat rhymes with _____

4 Circle the word that does not belong.

bus	car	train	apple
one	two	blue	four
milk	juice	sock	water

5 Draw a robot that helps you clean your room. What does each button do?

Art © Kevin Coulston

ANSWER KEY · EARLY FINISHERS · FOR GROWN-UPS

Answer Key: 1st Grade Early Finisher Page 4

Done early? Try these puzzles on your own.



1 Write <, > or = in each box.

23	<	32		45	<	54
70	>	7		18	=	18
61	>	16		99	>	90

2 Unscramble the animal words.

GORF	It hops and says ribbit.	FROG
KUCD	It says quack.	DUCK
SIHF	It swims and has fins.	FISH
RABE	Big and furry. Loves honey.	BEAR

3 Word ladder: change one letter each step.

SUN

RUN — to go very fast

RAN — yesterday I ___ home

RAT

4 Count the hexagons. Write the number.

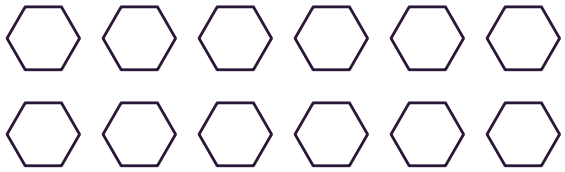

How many? 12

5 Draw a brand new animal: half cat and half fish. Give it a name.

Art © Kevin Coulston

ANSWER KEY · EARLY FINISHERS · FOR GROWN-UPS

Answer Key: 2nd Grade Early Finisher Page 3

Done early? Crack the code, build the pyramid and finish the pairs.



1 Crack the code to read the answer. A = 1, B = 2, C = 3 ...

What do you call a bear with no teeth?

A 1	B 2	C 3	D 4	E 5	F 6	G 7	H 8	I 9	J 10	K 11	L 12	M 13
N 14	O 15	P 16	Q 17	R 18	S 19	T 20	U 21	V 22	W 23	X 24	Y 25	Z 26

A	G	U	M	M	Y
1	7	21	13	13	25

B	E	A	R
2	5	1	18

2 Number pyramid: each brick is the sum of the two bricks under it.

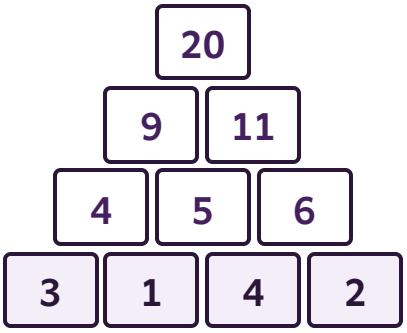

3 Finish each pair.

Fish is to swim as bird is to **fly**

Big is to small as tall is to **short**

Cat is to kitten as dog is to **puppy**

Eye is to see as ear is to **hear**

4 Design a new ride for the playground. Label its parts.

Art © Kevin Coulston

ANSWER KEY · EARLY FINISHERS · FOR GROWN-UPS

Answer Key: 2nd Grade Early Finisher Page 4

Done early? Find the missing numbers and the rules, then write a silly story.



1 **Write the missing number.**

9 + **8** = 17

8 + 7 = 15

16 − **9** = 7

14 − 6 = 8

2 **Color the squares on the right so both halves match.**

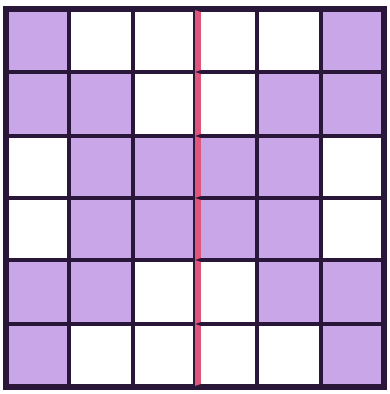

3 **What comes next? Find the rule.**

4 8 12 16 **20**

30 27 24 21 **18**

5 10 20 40 **80**

11 22 33 44 **55**

4 **Your teacher turns into a cat for one day. What happens in class?**

Art © Kevin Coulston

ANSWER KEY · EARLY FINISHERS · FOR GROWN-UPS

Answer Key: 3rd Grade Early Finisher Page 3

Done early? Pick any puzzle on this page. Can you solve them all?



1 Magic square: every row, column and diagonal adds up to 15. Fill in the missing numbers.

4	9	2
3	5	7
8	1	6

2 Solve each fact. Find its letter to answer the riddle.

What can you hold without ever touching it?

16 = H 18 = T 20 = B 21 = R 35 = E

36 = A

A	B	R	E	A	T
9×4	5×4	7×3	7×5	4×9	6×3

H
2×8

3 What comes next? Find the rule.

6 12 18 24 **30**

100 90 81 73 **66**

2 3 5 8 12 **17**

4 Invent a new holiday. What is it called, and how do people celebrate it?

Art © Kevin Coulston

ANSWER KEY · EARLY FINISHERS · FOR GROWN-UPS

Answer Key: 3rd Grade Early Finisher Page 4

Done early? These take some thinking. Work in pencil.



1 Word ladder: change one letter each step.

COLD

CORD — a thick string

CARD — you mail one on a birthday

WARD — a room in a hospital

WARM

2 Finish each analogy.

Pages are to a book as leaves are to a **tree**

Painter is to brush as writer is to **pen**

Hungry is to eat as tired is to **sleep**

Wheel is to car as wing is to **plane**

3 How many words can you make from the letters in DINOSAUR?

DINOSAUR

4 Color the squares on the right so both halves match.

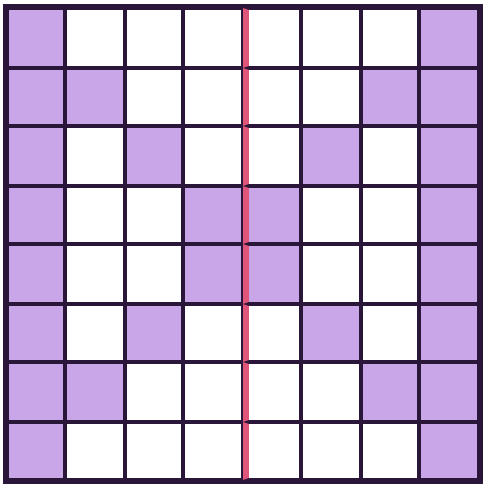

Art © Kevin Coulston

ANSWER KEY · EARLY FINISHERS · FOR GROWN-UPS

Answer Key: 4th and 5th Grade Early Finisher Page 3

Done early? These puzzles take some real thinking. Work in pencil.



1 Sudoku: use the numbers 1 to 6 once in each row, column and box.

5	6	3	1	4	2
4	2	1	3	5	6
1	5	2	6	3	4
3	4	6	2	1	5
6	1	4	5	2	3
2	3	5	4	6	1

2 Number pyramid: each brick is the sum of the two bricks under it.

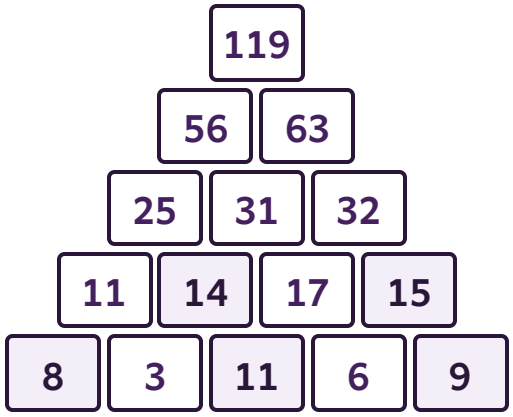

3 Finish each analogy.

Square is to cube as circle is to: **sphere**

Fahrenheit is to temperature as inch is to: **length**

Seed is to plant as egg is to: **chick**

Dozen is to twelve as century is to: **hundred**

4 Solve each fact. Find its letter to answer the riddle.

What has its bottom at the top?

15 = A 16 = G 21 = L 35 = E 36 = M

56 = F

A	L	E	G
5×3	3×7	5×7	4×4

Art © Kevin Coulston

ANSWER KEY · EARLY FINISHERS · FOR GROWN-UPS

Answer Key: 4th and 5th Grade Early Finisher Page 4

Done early? These puzzles take some real thinking. Work in pencil.



1 What comes next? Find the rule.

3 9 27 81 **243**

1 4 16 64 **256**

2 3 5 7 11 **13**

64 32 16 8 **4**

1 8 27 64 **125**

2 Write the missing number.

9 × **7** = 63

8 × 8 = 64

81 ÷ **9** = 9

42 ÷ 6 = 7

3 Word ladder: change one letter each step.

BOAT

COAT — you wear it when it is cold

COST — how much something is

COLT

4 How many words can you make from the letters in EXPERIMENT?

EXPERIMENT

Art © Kevin Coulston

ANSWER KEY · LOGIC PUZZLES · FOR GROWN-UPS

Answer Key: Logic Grid: Lunch Time

Read the clues. Put an X in a box when the answer is no, and an O when it is yes. Each person has just one.



Puzzle 1: Who packed which snack?

Clues

1. Bo's snack is a fruit.
2. Cal's snack is not crackers.

	apple	cheese	crackers
Ana	X	X	O
Bo	O	X	X
Cal	X	O	X

Answers

Ana: crackers **Bo:** apple

Cal: cheese

Puzzle 2: Who drank which drink?

Clues

1. Dot and Ed did not drink water.
2. Ed's drink came from a cow.

	milk	juice	water
Dot	X	O	X
Ed	O	X	X
Flo	X	X	O

Answers

Dot: juice **Ed:** milk

Flo: water

Art © Kevin Coulston

ANSWER KEY · LOGIC PUZZLES · FOR GROWN-UPS

Answer Key: Letter Sudoku Puzzles

Write A, B, C or D in each empty square. Each row, each column and each thick box has each letter once.



Puzzle 1

D	C	B	A
A	B	C	D
C	A	D	B
B	D	A	C

Puzzle 2

D	B	A	C
A	C	D	B
B	A	C	D
C	D	B	A

Puzzle 3

B	C	D	A
D	A	B	C
A	B	C	D
C	D	A	B

Puzzle 4

D	C	B	A
A	B	C	D
C	A	D	B
B	D	A	C

Art © Kevin Coulston

ANSWER KEY · LOGIC PUZZLES · FOR GROWN-UPS

Answer Key: What Am I? Riddles

Read each riddle. Think about every clue, then write what it is on the line.



I am yellow and long. You peel me before you eat me. What am I?

a banana

I have pages, but I am not a tree. You read me. What am I?

a book

I have a bed, but I never sleep. I have a mouth, but I never eat. What am I?

a river

I have lots of keys, but I cannot open a door. You play me. What am I?

a piano

I have one eye, but I cannot see. I help you sew. What am I?

a needle

The more you take, the more you leave behind. What am I?

footsteps

I have four legs, but I cannot walk. You eat dinner at me. What am I?

a table

I can fly without wings and cry without eyes. What am I?

a cloud

I am always in front of you, but you can never see me. What am I?

the future

I have a thumb and four fingers, but I am not alive. What am I?

a glove

Art © Kevin Coulston

ANSWER KEY · LOGIC PUZZLES · FOR GROWN-UPS

Answer Key: Logic Grid: Field Day

Read the clues. Put an X in a box when the answer is no, and an O when it is yes. Each one has just one, and no two share.



Puzzle 1: Who won which ribbon?

	gold	silver	bronze
Gia	X	X	O
Hal	X	O	X
Ike	O	X	X

Clues

1. Gia did not win gold or silver.
2. Hal did not win gold.

Answers

Gia: bronze

Hal: silver

Ike: gold

Puzzle 2: Who did which race?

	sack race	relay	egg and spoon	tug of war
Jo	X	O	X	X
Kai	O	X	X	X
Lu	X	X	O	X
Mo	X	X	X	O

Clues

1. Jo did the relay or the sack race.
2. Kai and Lu did not do tug of war.
3. Lu needed a spoon.
4. Kai did not do the relay.

Answers

Jo: relay

Kai: sack race

Lu: egg and spoon

Mo: tug of war

Art © Kevin Coulston

ANSWER KEY · LOGIC PUZZLES · FOR GROWN-UPS

Answer Key: Number Pyramid Puzzles



Each brick is the sum of the two bricks under it. Fill in every empty brick. Some puzzles make you subtract!

Puzzle 1

	13	
6		7
4	2	5

Puzzle 2

	32		
17		15	
9	8	7	
3	6	2	5

Puzzle 3

	37		
17		20	
8	9	11	
7	1	8	3

Puzzle 4

	89			
47		42		
24	23		19	
11	13	10		9
2	9	4	6	3

Art © Kevin Coulston

ANSWER KEY · LOGIC PUZZLES · FOR GROWN-UPS

Answer Key: Math Brain Teasers

Read each brain teaser carefully. Some are tricks! Write your answer on the line.



A farmer has 6 cows. All but 2 run away. How many are left?

2

How many months have 28 days?

all 12

A brick weighs 1 pound plus half a brick. How much does the whole brick weigh?

2 pounds

What do you get if you multiply all the numbers on a phone keypad together?

0

I am an odd number. Take away one letter and I become even. What number am I?

seven (take away the s)

Two dads and two sons go fishing. They catch 3 fish, one each. How can that be?

a grandpa, his son and his grandson

How can you add eight 8s to make 1,000?

888 + 88 + 8 + 8 + 8

A frog is at the bottom of a 10 foot well. Each day it climbs up 3 feet, and each night it slides down 2. On which day does it get out?

day 8

Which three whole numbers give the same answer when you add them or multiply them?

1, 2 and 3

If 3 cats catch 3 mice in 3 minutes, how many cats catch 100 mice in 100 minutes?

3 cats

Art © Kevin Coulston

ANSWER KEY · LOGIC PUZZLES · FOR GROWN-UPS

Answer Key: Shape Math Challenge

Each shape stands for a number. The same shape is always the same number. Solve each puzzle, one line at a time.



Puzzle 1

☆ + ☆ + ☆ = 18

☆ + ○ = 15

○ + △ + △ = 17

☆ = 6 ○ = 9 △ = 4

Puzzle 2

♡ + ♡ = 14

♡ + ☾ + ☾ = 19

☾ + □ = 20

♡ = 7 ☾ = 6 □ = 14

Puzzle 3

□ + □ + □ + □ = 16

□ + △ = 13

△ + △ + ☆ = 25

□ = 4 △ = 9 ☆ = 7

Puzzle 4

○ + ☆ = 11

○ + ○ = 8

☆ + ☆ + ♡ = 20

○ = 4 ☆ = 7 ♡ = 6

Art © Kevin Coulston

ANSWER KEY · LOGIC PUZZLES · FOR GROWN-UPS

Answer Key: Tricky Odd One Out

One thing in each row does not belong. Circle it, then write why. Careful: these are tricky!



1	9	16	**20**	25	Why? It is not a square number.
2	Mercury	Mars	**Moon**	Venus	Why? It is a moon, not a planet.
3	triangle	**cube**	square	pentagon	Why? It is a 3D shape. The others are flat.
4	**spider**	ant	bee	beetle	Why? It has 8 legs. Insects have 6.
5	3	7	**9**	11	Why? It is not a prime number.
6	ice	steam	rain	**sand**	Why? The others are all water.
7	quickly	slowly	**lovely**	softly	Why? It is an adjective, not an adverb.
8	0.5	1/2	50%	**1/5**	Why? The others all mean one half.

Art © Kevin Coulston

ANSWER KEY · LOGIC PUZZLES · FOR GROWN-UPS

Answer Key: 6 by 6 Sudoku Puzzles

Write 1 to 6 in each empty square. Each row, each column and each thick box has each number once.



Puzzle 1

3	5	1	6	2	4
4	2	6	1	5	3
6	3	5	2	4	1
1	4	2	5	3	6
2	6	3	4	1	5
5	1	4	3	6	2

Puzzle 2

2	5	3	6	1	4
4	1	6	3	5	2
6	2	1	5	4	3
3	4	5	1	2	6
1	3	2	4	6	5
5	6	4	2	3	1

Art © Kevin Coulston

ANSWER KEY · LOGIC PUZZLES · FOR GROWN-UPS

Answer Key: Logic Grid: Space Camp

Read the clues. Put an X in a box when the answer is no, and an O when it is yes. Each one has just one, and no two share.



Puzzle 1: Who built which rocket?

	red	blue	green	silver
Nova	X	X	X	O
Orion	X	O	X	X
Pax	X	X	O	X
Quill	O	X	X	X

Clues

1. Nova's rocket is not red or blue.
2. Orion and Pax did not build the silver rocket.
3. Quill built the green or the red rocket.
4. Orion built the blue rocket.
5. Quill did not build the green rocket.

Answers

Nova: silver **Orion:** blue

Pax: green **Quill:** red

Puzzle 2: Who visited which planet?

	Mars	Venus	Saturn	Neptune
Rae	X	X	O	X
Sol	X	X	X	O
Tex	X	O	X	X
Uma	O	X	X	X

Clues

1. Rae went to the planet with the biggest, brightest rings.
2. Sol and Tex did not go to Mars.
3. Tex did not go to Neptune.

Answers

Rae: Saturn **Sol:** Neptune

Tex: Venus **Uma:** Mars

Art © Kevin Coulston