WORD SEARCHES · GRADES 1–2

Weather Word Search

Find the 10 weather words. The words go across or down. Cross each word off the list when you find it.



Name: _____ **Date:** _____

N	T	T	A	R	A	S	O	E	K
Y	O	Y	H	W	Y	U	U	O	S
A	D	L	U	W	T	N	N	D	N
C	L	O	U	D	H	A	I	L	O
T	H	U	N	D	E	R	O	T	W
L	F	H	I	R	R	U	E	A	F
B	O	U	M	N	C	M	R	I	O
S	L	E	E	T	S	B	A	B	G
A	S	K	H	P	P	W	I	N	D
S	T	O	R	M	T	D	N	N	E

Find these 10 words · Words go across → or down ↓.

- ☐ CLOUD
- ☐ FOG
- ☐ HAIL
- ☐ RAIN
- ☐ SLEET
- ☐ SNOW
- ☐ STORM
- ☐ SUN
- ☐ THUNDER
- ☐ WIND

Art © Kevin Coulston

WORD SEARCHES · GRADES 1–2

Fruits and Vegetables Word Search

Find the 12 fruits and vegetables. The words go across or down.

Name: _____ **Date:** _____



E R I E P S L T Y R B

G T A W E G P L U M O

R A Y H A H R A H R A

A Y A I S E L E M O N

P R P C A R R O T L S

E D P T C R M L P I M

K B L O O O E G E M L

I E E N R S N Y A E I

W E M I N B E R R L N

I T L O G S A S E O K

E E T N T S D S E N F

Find these 12 words · Words go across → or down ↓.

- ☐ APPLE
- ☐ BEET
- ☐ CARROT
- ☐ CORN
- ☐ GRAPE
- ☐ KIWI
- ☐ LEMON
- ☐ MELON
- ☐ ONION
- ☐ PEAR
- ☐ PEAS
- ☐ PLUM

Art © Kevin Coulston

WORD SEARCHES · GRADES 2–3

Farm Animals Word Search with a Secret Message



Find the 13 farm animals: across, down or diagonally down. Then read the letters you did not use, row by row, to find the secret message.

Name: _____ **Date:** _____

F	C	O	W	S	H	E	E	P
A	R	R	H	O	R	S	E	G
M	O	D	U	C	K	E	H	O
D	O	N	K	E	Y	R	E	A
P	S	S	W	A	K	E	N	T
I	T	U	P	L	L	A	M	A
G	E	T	U	R	K	E	Y	A
T	R	S	U	N	C	A	L	F
G	O	O	S	E	R	I	S	E

Find these 13 words · Words go across →, down ↓ or diagonally ↘. Never backwards.

- ☐ CALF
- ☐ COW
- ☐ DONKEY
- ☐ DUCK
- ☐ GOAT
- ☐ GOOSE
- ☐ HEN
- ☐ HORSE
- ☐ LLAMA
- ☐ PIG
- ☐ ROOSTER
- ☐ SHEEP
- ☐ TURKEY

The secret message: write the leftover letters in order, row by row

_ _ _ _

WORD SEARCHES · GRADES 3–4

Camping Trip Word Search

Find the 14 camping words. Words go across, down, diagonally, and some go backwards!

Name: _____ **Date:** _____



L I E K A L H W L G Y M W
I W E L U K H I B T R C C
R G T W S K I I K P G F L
K S E N E O K R I I I L A
C E N R E T N A L W N O S
A B I N O C U L A R S G E
P C O M P A S S D A F P W
K C C A M P F I R E M K H
C I E O E E O N A C N E E
A N T H G I L H S A L F L
B T E N T R A I L R R B N
G R W O L L A M H S R A M
C E C A B I N F O R E S T

Find these 14 words · Words go across, down and diagonally ↘, and some go backwards ← or up ↑.

- ☐ BACKPACK
- ☐ BINOCULARS
- ☐ CABIN
- ☐ CAMPFIRE
- ☐ CANOE
- ☐ COMPASS
- ☐ FLASHLIGHT
- ☐ FOREST
- ☐ HIKING
- ☐ LAKE
- ☐ LANTERN
- ☐ MARSHMALLOW
- ☐ TENT
- ☐ TRAIL

Art © Kevin Coulston

WORD SEARCHES · GRADES 4–5

Dinosaur Names Word Search

Find the 14 dinosaur words. Words go in all 8 directions: across, down, up, backwards and every diagonal.



Name: _____ **Date:** _____

S A N K Y L O S A U R U S Y P
L H H R E R S N W O S H C B K
E N E O F O S S I L S S I R S
S G H T R H E T W S U U S A A
S O A P N E I H T P R C S C L
P G O A G R N O C O U O A H L
I R E R P B C N N T A D R I O
N E F I U I A O I A S O U O S
O H F C I V R D T R O L J S A
S M O O W O N O X E G P S A U
A O F L K R I N E C E I A U R
U D U E K E V A N I T D W R U
R M N V I I O U W R S O O U S
U C T N E K R G I T P S O S A
S M F R E S E I N U C A H Y T

Find these 14 words · Words go in all 8 directions, even backwards and up.

- ☐ ALLOSAURUS
- ☐ ANKYLOSAURUS
- ☐ BRACHIOSAURUS
- ☐ CARNIVORE
- ☐ DIPLODOCUS
- ☐ EXTINCT
- ☐ FOSSIL
- ☐ HERBIVORE
- ☐ IGUANODON
- ☐ JURASSIC
- ☐ SPINOSAURUS
- ☐ STEGOSAURUS
- ☐ TRICERATOPS
- ☐ VELOCIRAPTOR

Art © Kevin Coulston

CROSSWORDS · GRADES 2–3

Time Words Crossword

Read each clue and fill in the time word. The word bank can help.

Name: _____ **Date:** _____





Across →

4. A chart that shows the days of each month
5. 7 days make one ___
7. 60 seconds make one ___
8. 12 o'clock in the middle of the day
9. Not yesterday, not tomorrow, but ___

Down ↓

1. It has hands and tells the time
2. 60 minutes make one ___
3. A very short time. 60 of them make a minute.
6. 12 months make one ___
7. June is one ___ of the year

Word bank

calendar clock hour minute month noon second today week year

Art © Kevin Coulston

CROSSWORDS · GRADES 2–3

Animal Sounds Crossword

What does each animal say? Use the word bank to fill in the crossword.

Name: _____ **Date:** _____



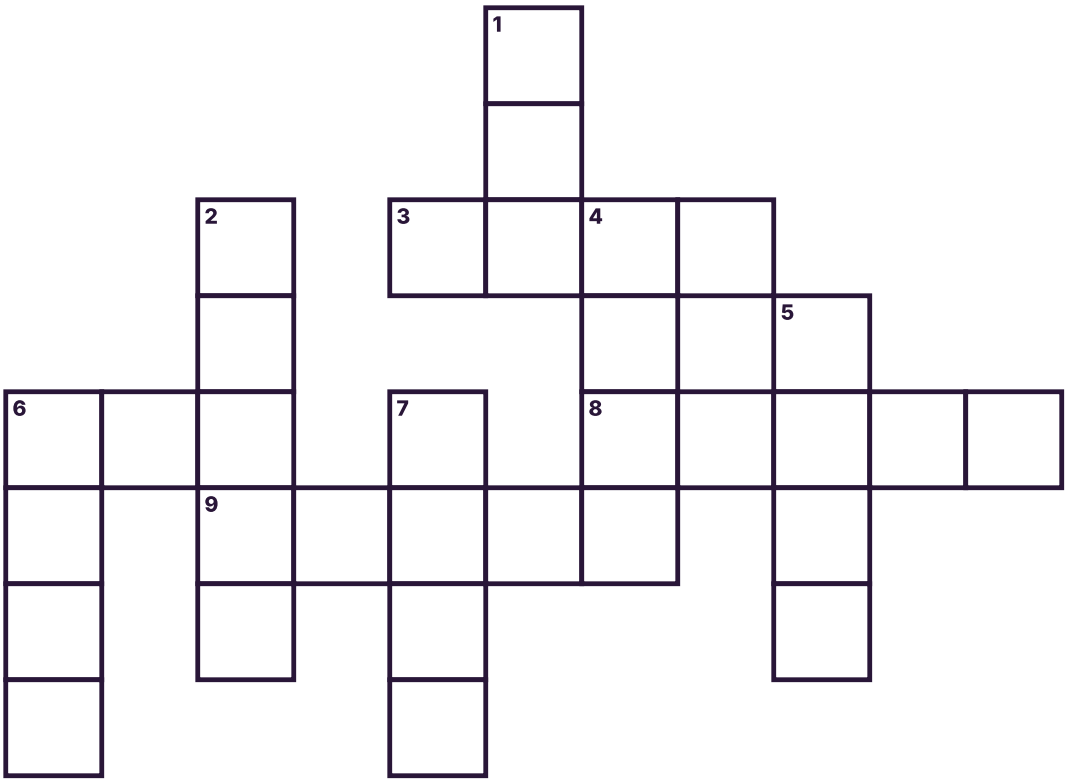

Across →

3. What an owl says
6. What a sheep says
8. What a horse says
9. What a frog says

Down ↓

1. What a cow says
2. What a duck says
4. What a pig says
5. What a snake says
6. What a bee says
7. What a lion says

Word bank

baa buzz croak hiss hoot moo neigh oink quack roar

Art © Kevin Coulston

CROSSWORDS · GRADES 3–4

Irregular Plurals Crossword



These words don't just add an s. Write the word for more than one.

Name: _____ **Date:** _____



Across →

3. More than one woman
6. More than one leaf
7. More than one goose
9. More than one child
10. More than one tooth

Down ↓

1. More than one wolf
2. More than one knife
4. More than one foot
5. More than one person
8. More than one mouse

Word bank

children feet geese knives leaves mice people teeth wolves women

Art © Kevin Coulston

CROSSWORDS · GRADES 4–5

Kitchen Words Crossword

Read each clue and fill in the kitchen word. The number tells how many letters.

Name: _____ **Date:** _____





Across →

1. Steps that tell you how to cook something **(6)**
4. A flat tool for flipping pancakes **(7)**
5. A wire tool for beating eggs fast **(5)**
7. It makes bread brown and crunchy **(7)**
9. A big, deep spoon for serving soup **(5)**
10. It bakes cookies and bread **(4)**

Down ↓

2. A small room or closet for keeping food **(6)**
3. A machine that turns fruit into a smoothie **(7)**
6. A pot for boiling water for tea **(6)**
8. You wear it to keep your clothes clean while you cook **(5)**

Art © Kevin Coulston

CROSSWORDS · GRADES 4–5

Solar System Crossword

Read each clue and fill in the space word. The number tells how many letters.

Name: _____ **Date:** _____





Across →

1. The hottest planet **(5)**
4. The red planet **(4)**
5. The planet that spins on its side **(6)**
8. The planet closest to the Sun **(7)**
9. The biggest planet **(7)**

Down ↓

2. The only planet we know has life **(5)**
3. The planet with the biggest, brightest rings **(6)**
4. It goes around Earth about once a month **(4)**
6. The planet farthest from the Sun **(7)**
7. The path a planet takes around the Sun **(5)**

Art © Kevin Coulston

COLORING PAGES · GRADES K–1

Color by Number: Ladybug

Read the number in each square. Color it the color in the key. Leave the 1 squares white.

Name: _____ **Date:** _____



Color key

1 = leave white 2 = red 3 = black

1	1	1	3	1	1	1	1	3	1	1	1
1	1	1	1	3	1	1	3	1	1	1	1
1	1	1	1	3	3	3	3	1	1	1	1
1	1	2	2	2	3	3	2	2	2	1	1
1	2	3	3	2	3	3	2	3	3	2	1
2	2	3	3	2	3	3	2	3	3	2	2
2	2	2	2	2	3	3	2	2	2	2	2
2	3	3	2	2	3	3	2	2	3	3	2
2	3	3	2	2	3	3	2	2	3	3	2
1	2	2	2	2	3	3	2	2	2	2	1
1	1	2	2	2	3	3	2	2	2	1	1
1	1	1	1	2	3	3	2	1	1	1	1

Tip: color lightly with crayons or colored pencils. What picture did you make? _____

Art © Kevin Coulston

COLORING PAGES · GRADES 1–2

Color by Subtraction: Ice Cream Cone



Solve the subtraction problem in each square. Find the answer in the key and color the square that color.

Name: _____ **Date:** _____

Color key

- 6 = leave white
- 9 = red
- 4 = pink
- 2 = brown
- 7 = yellow

9 – 3	9 – 3	8 – 2	7 – 1	8 – 2	10 – 1	10 – 1	10 – 4	9 – 3	9 – 3	10 – 4	8 – 2
8 – 2	8 – 2	7 – 1	8 – 2	7 – 1	10 – 1	10 – 1	7 – 1	10 – 4	10 – 4	7 – 1	7 – 1
8 – 2	8 – 2	7 – 1	8 – 4	6 – 2	10 – 6	8 – 4	5 – 1	7 – 3	8 – 2	7 – 1	8 – 2
10 – 4	8 – 2	5 – 1	6 – 2	5 – 1	9 – 5	6 – 2	5 – 1	10 – 6	10 – 6	8 – 2	7 – 1
9 – 3	8 – 4	9 – 5	5 – 1	9 – 5	5 – 1	6 – 2	9 – 5	8 – 4	10 – 6	9 – 5	8 – 2
7 – 1	7 – 3	6 – 2	10 – 6	5 – 1	5 – 1	10 – 6	7 – 3	7 – 3	9 – 5	6 – 2	8 – 2
6 – 2	6 – 2	10 – 6	5 – 1	5 – 1	5 – 1	10 – 6	9 – 5	5 – 1	8 – 4	5 – 1	8 – 4
8 – 6	8 – 6	6 – 4	3 – 1	4 – 2	6 – 4	4 – 2	3 – 1	5 – 3	7 – 5	6 – 4	9 – 7
7 – 1	3 – 1	10 – 3	6 – 4	9 – 2	4 – 2	8 – 6	10 – 3	10 – 8	9 – 2	9 – 7	10 – 4
9 – 3	8 – 2	3 – 1	8 – 1	6 – 4	10 – 3	8 – 1	10 – 8	8 – 1	9 – 7	7 – 1	7 – 1
10 – 4	10 – 4	8 – 2	8 – 6	9 – 2	6 – 4	7 – 5	9 – 2	9 – 7	10 – 4	10 – 4	9 – 3
10 – 4	8 – 2	10 – 4	8 – 2	4 – 2	8 – 1	10 – 3	9 – 7	7 – 1	10 – 4	9 – 3	10 – 4
7 – 1	7 – 1	7 – 1	8 – 2	7 – 1	3 – 1	9 – 7	8 – 2	8 – 2	7 – 1	9 – 3	8 – 2

Tip: color lightly with crayons or colored pencils. What picture did you make? _____

Art © Kevin Coulston

COLORING PAGES · GRADES 1–2

Color by Short Vowel: Robot

Read the word in each square. Listen for the vowel sound in the middle. Color it to match the key.

Name: _____ **Date:** _____



Color key

- short e = leave white
- short a = red
- short i = yellow
- short o = blue
- short u = brown

web	hen	web	pen	ten	hat	fan	wet	hen	jet	ten	leg
ten	pen	ten	wet	hen	pan	jam	hen	pen	red	jet	red
jet	hen	top	log	hop	top	cot	fox	hot	hop	web	web
ten	hen	hot	hit	cot	pot	cot	pot	pin	pot	jet	ten
net	web	box	cot	dog	top	box	log	log	pot	ten	pen
bed	ten	dog	fox	rug	hut	mud	hut	cot	hot	hen	ten
wet	web	ten	wet	pen	top	pot	hen	red	hen	bed	leg
box	top	mop	log	top	hot	log	mop	log	dog	mop	fox
log	wet	top	ham	cot	mop	pot	log	rat	log	web	hop
dog	wet	fox	hop	pot	top	cot	pot	hop	dog	red	pot
hen	hen	fox	log	box	top	top	cot	box	mop	jet	net
hen	web	dog	cot	ten	bed	jet	pen	box	dog	leg	pen
leg	hut	hut	bug	jet	hen	ten	hen	hut	mud	tub	bed

Tip: color lightly with crayons or colored pencils. What picture did you make? _____

Art © Kevin Coulston

COLORING PAGES · GRADES 3–4

Color by Rounding: Hot Air Balloon



Round the number in each square to the nearest ten. Color it the color for that ten.

Name: _____ **Date:** _____

Color key

- ☐ rounds to 30 = leave white
- ☐ rounds to 60 = red
- ☐ rounds to 80 = yellow
- ☐ rounds to 40 = brown

26	26	33	64	64	81	83	62	56	33	26	28
29	32	64	61	84	82	79	82	64	58	27	27
34	56	64	82	79	62	57	84	84	62	63	29
32	59	58	76	76	63	59	76	79	62	62	31
62	63	83	81	61	62	64	63	82	76	58	61
63	58	81	81	61	59	57	64	83	83	57	58
27	56	63	79	77	59	57	82	77	62	61	28
34	27	64	83	81	58	59	78	76	63	34	27
26	33	28	56	77	58	61	82	63	34	27	29
33	27	33	29	36	26	29	44	26	27	27	31
34	34	26	28	42	36	36	44	27	31	32	29
33	34	26	26	44	44	44	42	28	33	26	26

Tip: color lightly with crayons or colored pencils. What picture did you make? _____

Art © Kevin Coulston

COLORING PAGES · GRADES 4–5

Color by Division: Owl



Solve the division problem in each square. Color the square the color for its answer.

Name: _____ **Date:** _____

Color key

- 9 = leave white
- 6 = brown
- 7 = yellow
- 4 = black
- 8 = orange
- 5 = gray

63 ÷ 7	54 ÷ 9	36 ÷ 4	27 ÷ 3	27 ÷ 3	18 ÷ 2	36 ÷ 4	18 ÷ 2	27 ÷ 3	45 ÷ 5	54 ÷ 9	45 ÷ 5
54 ÷ 6	18 ÷ 3	18 ÷ 3	36 ÷ 6	30 ÷ 5	12 ÷ 2	12 ÷ 2	30 ÷ 5	54 ÷ 9	48 ÷ 8	24 ÷ 4	18 ÷ 2
24 ÷ 4	14 ÷ 2	28 ÷ 4	35 ÷ 5	30 ÷ 5	24 ÷ 4	36 ÷ 6	42 ÷ 7	49 ÷ 7	63 ÷ 9	28 ÷ 4	12 ÷ 2
54 ÷ 9	14 ÷ 2	16 ÷ 4	42 ÷ 6	12 ÷ 2	24 ÷ 4	12 ÷ 2	30 ÷ 5	63 ÷ 9	8 ÷ 2	21 ÷ 3	36 ÷ 6
18 ÷ 3	35 ÷ 5	63 ÷ 9	28 ÷ 4	48 ÷ 8	56 ÷ 7	24 ÷ 3	42 ÷ 7	63 ÷ 9	63 ÷ 9	63 ÷ 9	24 ÷ 4
12 ÷ 2	24 ÷ 4	48 ÷ 8	36 ÷ 6	30 ÷ 5	24 ÷ 3	40 ÷ 5	36 ÷ 6	24 ÷ 4	24 ÷ 4	54 ÷ 9	36 ÷ 6
18 ÷ 3	24 ÷ 4	45 ÷ 9	10 ÷ 2	45 ÷ 9	20 ÷ 4	25 ÷ 5	30 ÷ 6	35 ÷ 7	40 ÷ 8	24 ÷ 4	36 ÷ 6
48 ÷ 8	18 ÷ 3	40 ÷ 8	35 ÷ 7	35 ÷ 7	15 ÷ 3	35 ÷ 7	30 ÷ 6	25 ÷ 5	40 ÷ 8	30 ÷ 5	36 ÷ 6
12 ÷ 2	18 ÷ 3	35 ÷ 7	25 ÷ 5	15 ÷ 3	45 ÷ 9	10 ÷ 2	20 ÷ 4	45 ÷ 9	15 ÷ 3	36 ÷ 6	48 ÷ 8
72 ÷ 8	36 ÷ 6	42 ÷ 7	40 ÷ 8	30 ÷ 6	45 ÷ 9	10 ÷ 2	25 ÷ 5	10 ÷ 2	18 ÷ 3	36 ÷ 6	54 ÷ 6
18 ÷ 2	27 ÷ 3	36 ÷ 6	24 ÷ 4	24 ÷ 4	42 ÷ 7	48 ÷ 8	24 ÷ 4	54 ÷ 9	48 ÷ 8	72 ÷ 8	45 ÷ 5
18 ÷ 2	27 ÷ 3	32 ÷ 4	16 ÷ 2	18 ÷ 2	27 ÷ 3	27 ÷ 3	54 ÷ 6	24 ÷ 3	56 ÷ 7	27 ÷ 3	45 ÷ 5

Tip: color lightly with crayons or colored pencils. What picture did you make? _____

Art © Kevin Coulston

Alphabet Bingo

The caller shows a big letter. Find its small letter on your card and cover it. Four in a row wins!



BINGO — Card 1

n	i	z	m
c	w	y	u
x	p	s	d
q	e	g	k

BINGO — Card 2

f	e	g	q
x	k	v	z
r	p	n	d
t	y	j	m

Art © Kevin Coulston

Alphabet Bingo

The caller shows a big letter. Find its small letter on your card and cover it. Four in a row wins!



BINGO			Card 3
a	m	j	d
u	e	g	o
x	r	h	s
k	v	t	y

BINGO			Card 4
u	x	r	m
w	b	z	q
c	n	o	d
i	j	k	f

Art © Kevin Coulston

Alphabet Bingo

The caller shows a big letter. Find its small letter on your card and cover it. Four in a row wins!



BINGO — Card 5

d	h	n	o
l	y	v	u
w	k	q	z
j	f	t	s

BINGO — Card 6

t	h	k	r
z	i	c	n
e	b	y	s
m	v	a	q

Art © Kevin Coulston

Alphabet Bingo

The caller shows a big letter. Find its small letter on your card and cover it. Four in a row wins!



BINGO — Card 7

q	r	k	n
l	m	h	e
w	t	x	a
i	o	v	z

BINGO — Card 8

c	y	n	o
e	b	p	v
q	l	f	w
x	h	t	r

Art © Kevin Coulston

Subtraction Facts Bingo

The caller reads a subtraction fact. Work out the answer and cover it on your card. Four in a row wins!



BINGO			Card 1
5	4	14	6
13	15	3	16
10	9	8	12
2	1	7	0

BINGO			Card 2
15	9	8	0
11	16	14	6
5	4	3	13
1	10	2	12

Art © Kevin Coulston

Subtraction Facts Bingo

The caller reads a subtraction fact. Work out the answer and cover it on your card. Four in a row wins!



BINGO — Card 3

2	4	5	16
1	8	6	10
0	15	11	12
7	3	9	13

BINGO — Card 4

11	2	1	7
5	3	16	13
9	12	14	0
8	6	10	15

Art © Kevin Coulston

Subtraction Facts Bingo

The caller reads a subtraction fact. Work out the answer and cover it on your card. Four in a row wins!



BINGO — Card 5

0	7	13	12
1	9	10	14
5	8	16	6
15	4	3	11

BINGO — Card 6

14	2	7	0
13	6	9	4
5	12	3	11
10	1	8	15

Art © Kevin Coulston

Subtraction Facts Bingo

The caller reads a subtraction fact. Work out the answer and cover it on your card. Four in a row wins!



BINGO — Card 7

5	0	2	3
11	6	7	16
9	8	12	13
14	10	4	15

BINGO — Card 8

4	5	8	12
16	14	3	7
1	2	6	13
0	10	11	9

Art © Kevin Coulston

Telling Time Bingo

The caller shows a clock. Read the time and cover it on your card. Four in a row wins!



BINGO — Card 1

9:00	2:30	11:30	8:15
4:00	3:30	4:30	6:30
2:15	10:15	1:45	7:00
3:00	8:30	5:45	1:00

BINGO — Card 2

2:30	5:45	7:00	2:15
1:45	4:00	10:15	11:30
5:15	6:00	3:30	12:00
6:30	8:30	4:30	1:00

Art © Kevin Coulston

Telling Time Bingo

The caller shows a clock. Read the time and cover it on your card. Four in a row wins!



BINGO — Card 3

2:15	8:30	8:15	7:00
4:00	6:30	11:30	9:00
2:30	12:00	1:45	5:15
7:45	5:45	10:15	3:00

BINGO — Card 4

1:45	3:30	2:30	10:15
4:30	3:00	1:00	2:15
5:45	7:45	5:15	7:00
6:30	4:00	8:15	8:30

Art © Kevin Coulston

Telling Time Bingo

The caller shows a clock. Read the time and cover it on your card. Four in a row wins!



BINGO			Card 5
10:15	7:45	12:00	7:00
8:30	9:00	6:30	5:15
2:30	1:00	6:00	1:45
5:45	4:30	3:30	8:15

BINGO			Card 6
4:30	5:45	7:45	10:15
12:00	3:00	6:00	2:30
6:30	3:30	1:45	8:30
8:15	5:15	11:30	1:00

Art © Kevin Coulston

Telling Time Bingo

The caller shows a clock. Read the time and cover it on your card. Four in a row wins!



BINGO — Card 7

7:00	3:00	11:30	6:00
5:45	5:15	9:00	6:30
12:00	8:15	4:00	8:30
2:15	10:15	3:30	7:45

BINGO — Card 8

12:00	7:00	10:15	9:00
6:30	3:00	1:45	5:45
8:30	6:00	11:30	8:15
3:30	2:30	4:30	2:15

Art © Kevin Coulston

Place Value Bingo

The caller reads a number in hundreds, tens and ones. Write it in your head and cover it on your card. Five in a row wins!



BINGO — Card 1

813	937	846	682	401
965	305	391	750	624
358	186	FREE	248	509
726	273	632	427	349
270	458	569	914	104

BINGO — Card 2

290	458	937	680	632
270	401	186	104	248
509	682	FREE	965	569
391	537	726	427	273
914	846	305	813	873

Art © Kevin Coulston

Place Value Bingo

The caller reads a number in hundreds, tens and ones. Write it in your head and cover it on your card. Five in a row wins!



BINGO — Card 3

104	624	750	186	715
632	726	401	162	273
270	305	FREE	391	813
458	358	682	569	290
680	914	937	248	537

BINGO — Card 4

290	273	726	682	162
813	104	750	270	937
458	248	FREE	873	846
305	569	680	391	186
624	358	715	632	965

Art © Kevin Coulston

Place Value Bingo

The caller reads a number in hundreds, tens and ones. Write it in your head and cover it on your card. Five in a row wins!



BINGO — Card 5

162	270	290	305	914
682	569	537	632	680
186	273	FREE	726	248
349	401	427	965	624
715	846	937	873	358

BINGO — Card 6

509	750	290	391	937
680	186	914	537	632
569	273	FREE	248	270
846	349	726	813	624
358	682	162	401	427

Art © Kevin Coulston

Place Value Bingo

The caller reads a number in hundreds, tens and ones. Write it in your head and cover it on your card. Five in a row wins!



BINGO — Card 7

509	750	813	726	273
270	537	427	569	248
349	290	FREE	937	305
682	624	391	186	104
680	873	715	632	914

BINGO — Card 8

914	270	569	401	290
813	965	937	305	537
632	624	FREE	509	682
273	846	349	715	458
104	248	427	186	680

Art © Kevin Coulston

Fraction Bingo

The caller shows a fraction bar. Count the shaded parts and all the parts, then cover that fraction. Four in a row wins!



BINGO — Card 1

$\frac{7}{8}$	$\frac{1}{8}$	$\frac{7}{10}$	$\frac{1}{6}$
$\frac{2}{3}$	$\frac{9}{10}$	$\frac{1}{5}$	$\frac{1}{2}$
$\frac{4}{5}$	$\frac{3}{4}$	$\frac{3}{5}$	$\frac{5}{12}$
$\frac{5}{6}$	$\frac{5}{8}$	$\frac{1}{3}$	$\frac{2}{5}$

BINGO — Card 2

$\frac{4}{5}$	$\frac{1}{8}$	$\frac{7}{8}$	$\frac{1}{3}$
$\frac{7}{10}$	$\frac{5}{8}$	$\frac{5}{6}$	$\frac{2}{5}$
$\frac{2}{3}$	$\frac{5}{12}$	$\frac{1}{2}$	$\frac{3}{8}$
$\frac{1}{5}$	$\frac{3}{4}$	$\frac{1}{4}$	$\frac{9}{10}$

Art © Kevin Coulston

Fraction Bingo

The caller shows a fraction bar. Count the shaded parts and all the parts, then cover that fraction. Four in a row wins!



BINGO — Card 3

$\frac{1}{5}$	$\frac{3}{8}$	$\frac{5}{6}$	$\frac{5}{8}$
$\frac{2}{5}$	$\frac{1}{2}$	$\frac{1}{6}$	$\frac{1}{8}$
$\frac{3}{5}$	$\frac{2}{3}$	$\frac{9}{10}$	$\frac{1}{3}$
$\frac{1}{10}$	$\frac{7}{10}$	$\frac{3}{10}$	$\frac{3}{4}$

BINGO — Card 4

$\frac{1}{2}$	$\frac{1}{4}$	$\frac{3}{8}$	$\frac{1}{6}$
$\frac{7}{8}$	$\frac{2}{5}$	$\frac{9}{10}$	$\frac{3}{4}$
$\frac{4}{5}$	$\frac{3}{10}$	$\frac{3}{5}$	$\frac{1}{5}$
$\frac{5}{12}$	$\frac{5}{6}$	$\frac{7}{10}$	$\frac{5}{8}$

Art © Kevin Coulston

Fraction Bingo

The caller shows a fraction bar. Count the shaded parts and all the parts, then cover that fraction. Four in a row wins!



BINGO — Card 5

$\frac{1}{8}$	$\frac{5}{6}$	$\frac{2}{3}$	$\frac{4}{5}$
$\frac{3}{8}$	$\frac{2}{5}$	$\frac{1}{3}$	$\frac{1}{4}$
$\frac{5}{12}$	$\frac{1}{6}$	$\frac{7}{8}$	$\frac{9}{10}$
$\frac{5}{8}$	$\frac{1}{5}$	$\frac{3}{10}$	$\frac{3}{5}$

BINGO — Card 6

$\frac{7}{8}$	$\frac{2}{3}$	$\frac{1}{5}$	$\frac{1}{6}$
$\frac{3}{4}$	$\frac{1}{3}$	$\frac{9}{10}$	$\frac{3}{8}$
$\frac{1}{2}$	$\frac{3}{10}$	$\frac{5}{8}$	$\frac{5}{6}$
$\frac{1}{8}$	$\frac{4}{5}$	$\frac{3}{5}$	$\frac{7}{10}$

Art © Kevin Coulston

Fraction Bingo

The caller shows a fraction bar. Count the shaded parts and all the parts, then cover that fraction. Four in a row wins!



BINGO — Card 7

$\frac{9}{10}$	$\frac{2}{3}$	$\frac{1}{6}$	$\frac{7}{10}$
$\frac{1}{2}$	$\frac{5}{12}$	$\frac{1}{8}$	$\frac{5}{6}$
$\frac{1}{3}$	$\frac{1}{4}$	$\frac{3}{5}$	$\frac{5}{8}$
$\frac{2}{5}$	$\frac{1}{5}$	$\frac{7}{8}$	$\frac{3}{4}$

BINGO — Card 8

$\frac{1}{3}$	$\frac{2}{5}$	$\frac{5}{8}$	$\frac{7}{8}$
$\frac{2}{3}$	$\frac{3}{4}$	$\frac{1}{4}$	$\frac{3}{10}$
$\frac{1}{6}$	$\frac{3}{5}$	$\frac{1}{10}$	$\frac{4}{5}$
$\frac{1}{8}$	$\frac{5}{12}$	$\frac{1}{5}$	$\frac{9}{10}$

Art © Kevin Coulston

CUT-AND-PASTE SORTS · GRADES K–1

Letter or Number? Cut and Paste



Cut out the cards. Is it a letter or a number? Glue it where it belongs.

Name: _____ **Date:** _____

Letters	Numbers
Glue here	Glue here

✂ Cut on the dashed lines

R	7	M	B	S	8
3	E	9	5	A	2

Art © Kevin Coulston

CUT-AND-PASTE SORTS · GRADES 1–2

Hot or Cold? Sort

Cut out the words. Read each one. Is it hot or cold? Glue it where it belongs.

Name: _____ **Date:** _____



Hot	Cold
Glue here	Glue here

✂ Cut on the dashed lines

cocoa	snowman	snow	fire	igloo	ice
popsicle	oven	freezer	sun	soup	toast

Art © Kevin Coulston

CUT-AND-PASTE SORTS · GRADES 1–2

Living or Nonliving? Sort

Cut out the cards. Is it alive? Glue it under Living or Nonliving.

Name: _____ **Date:** _____



Living	Nonliving
Glue here	Glue here

Living things grow, need food and water, and make more of their own kind.

✂ Cut on the dashed lines

tree	 cactus	car	worm	 penguin	spoon
dog	rock	chair	flower	ball	shoe

Art © Kevin Coulston

CUT-AND-PASTE SORTS · GRADES 2–3

How Many Syllables? Word Sort

Cut out the words. Clap each one and glue it under the number of syllables.

Name: _____ **Date:** _____



1 syllable	2 syllables	3 syllables
Glue here	Glue here	Glue here

Clap each word as you say it. Each clap is one syllable: ba-na-na has 3.

✂ **Cut on the dashed lines**

bike	tree	rabbit	frog	cake	tiger
dinosaur	basket	pencil	butterfly	banana	elephant

Art © Kevin Coulston

CUT-AND-PASTE SORTS · GRADES 2–3

Past, Present or Future? Verb Sort



Cut out the verbs. Did it already happen, is it happening now, or will it happen? Glue each one where it belongs.

Name: _____ **Date:** _____

Past	Present	Future
Glue here	Glue here	Glue here

Past: it already happened (yesterday). Present: it is happening now. Future: it will happen (tomorrow).

✂ **Cut on the dashed lines**

sings	will win	jumped	will bake	is drawing	ate
swam	will run	will sleep	painted	plays	reads

Art © Kevin Coulston

MAZES & PUZZLES · GRADES K–1

Four Little Mazes

Four little mazes, from easy to a bit harder. Draw a line from Start to Finish in each one.



Name: _____ **Date:** _____

Maze 1

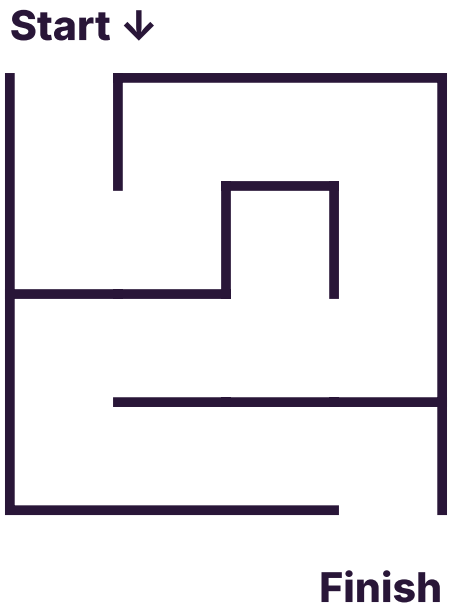

Maze 2

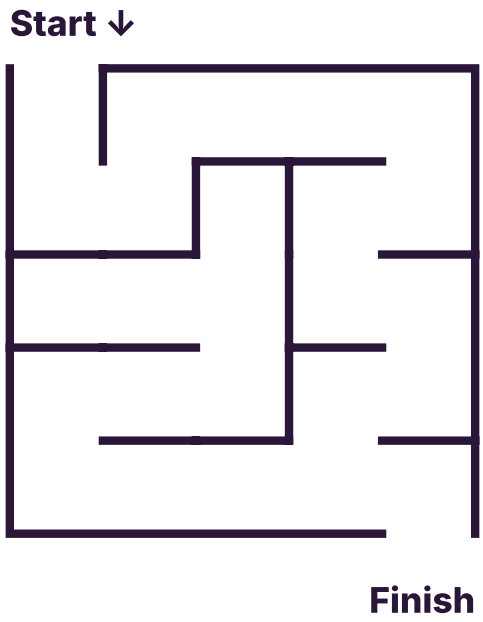

Maze 3



Maze 4

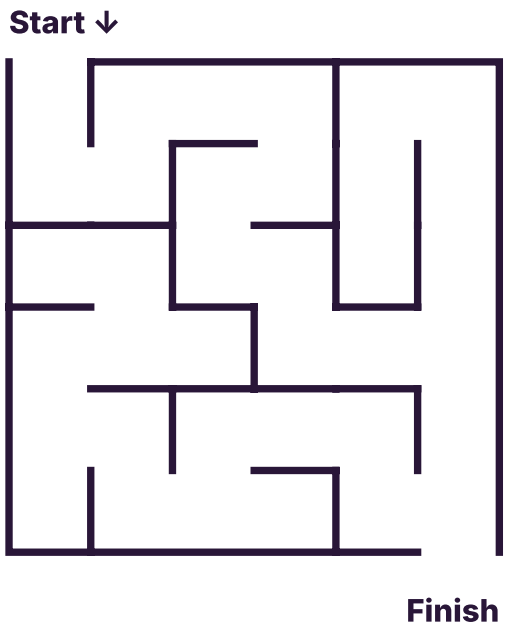

Art © Kevin Coulston

MAZES & PUZZLES · GRADES 1–2

Count by 2s Dot-to-Dot: Rocket

Start at 2. Count by 2s and join the dots in order with a ruler or a steady hand. What did you make?

Name: _____ **Date:** _____



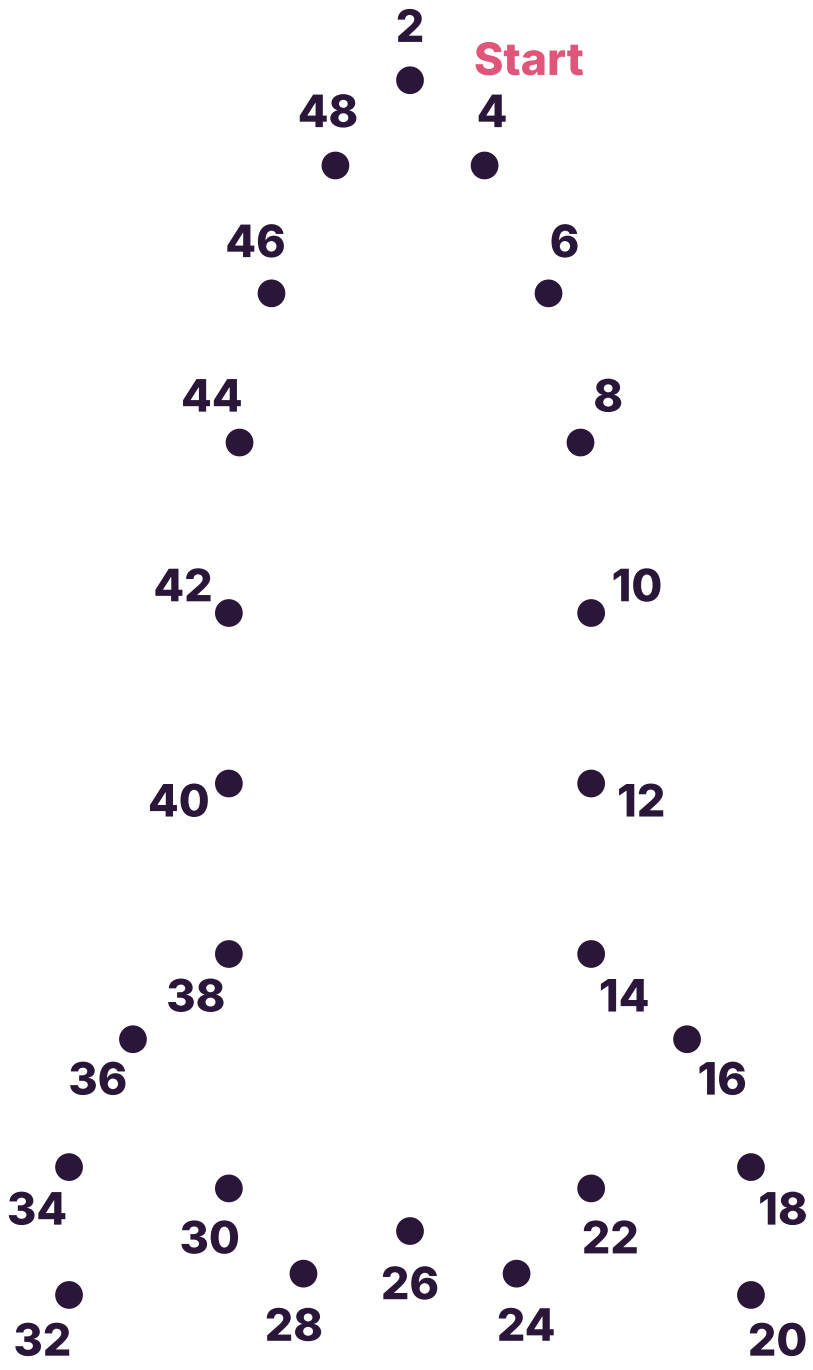

Join the dots from 2 to 48, then join 48 back to 2. Draw a round window and color your picture. I made a:

Art © Kevin Coulston

MAZES & PUZZLES · GRADES 1–2

Odd Number Path

Start in the top left square. Color only the odd numbers to make a path to the bottom right square. Move up, down or sideways.

Name: _____ **Date:** _____



9	8	13	5	21	4
7	28	23	12	17	19
15	22	7	24	30	15
13	30	29	21	18	23
5	15	4	27	22	23
6	7	1	7	16	1
24	10	26	16	12	17

Start at the top left (9) and finish at the bottom right (17). Odd numbers end in 1, 3, 5, 7 or 9.

Art © Kevin Coulston

MAZES & PUZZLES · GRADES 2–3

Count by 3s Path

Start at 3. Color the 6 next to it, then 9, and keep counting by 3s all the way to 60. Move up, down or sideways.

Name: _____ **Date:** _____



3	27	18	27	27	30
6	18	18	21	24	33
9	12	15	33	54	36
33	60	48	45	42	39
12	60	51	27	54	18
45	57	54	24	15	12

The 3 is in the top left corner. The path ends at 60. Tip: say the 3s out loud as you go: 3, 6, 9, 12…

Art © Kevin Coulston

MAZES & PUZZLES · GRADES 3–5

Circle Maze

Start in the middle. Find the way out of the round maze to the gap in the outside wall.

Name: _____ **Date:** _____



Exit



Art © Kevin Coulston

MATCHING & MEMORY · GRADES K–1

Ten Frame Memory Match

Cut out the cards. Play memory: a match is a ten frame and the number of dots in it.

Name: _____ **Date:** _____



7	10	8	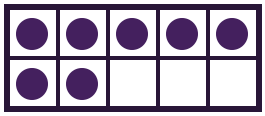
5		6	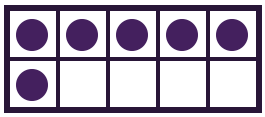
4	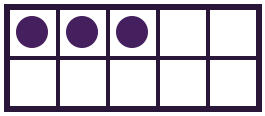	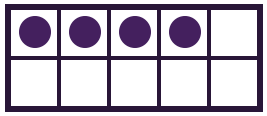	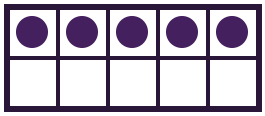
3		9	

How to play: cut out the cards and mix them up face down. Take turns flipping two. A match? Keep it and go again. The player with the most pairs wins.

Art © Kevin Coulston

MATCHING & MEMORY · GRADES K–1

Shape Names Memory Match

Cut out the cards. Play memory: a match is a shape and its name. Say the name when you turn it over!



Name: _____ **Date:** _____

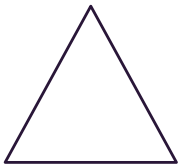	circle	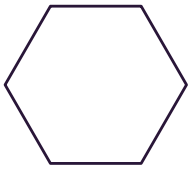	triangle
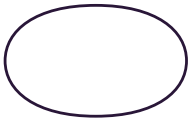	square	heart	star
hexagon	rectangle		
			oval

How to play: cut out the cards and mix them up face down. Take turns flipping two. A match? Keep it and go again. The player with the most pairs wins.

Art © Kevin Coulston

MATCHING & MEMORY · GRADES 1–2

Addition Facts Memory Match

Cut out the cards. Play memory: a match is an addition fact and its sum. Say the fact out loud!

Name: _____ **Date:** _____



2 + 3	3 + 4	7 + 5	8
6 + 4	9	4 + 5	12
7	5 + 6	11	4 + 2
6	5	5 + 3	10

How to play: cut out the cards and mix them up face down. Take turns flipping two. A match? Keep it and go again. The player with the most pairs wins.

Art © Kevin Coulston

MATCHING & MEMORY · GRADES 1–2

Animal Homes Match

Where does each animal live? Draw a line from the animal to its home.

Name: _____ **Date:** _____



1 bird	stable
2 bee	lodge
3 spider	anthill
4 bear	burrow
5 rabbit	hive
6 ant	den
7 beaver	nest
8 horse	web

Art © Kevin Coulston

MATCHING & MEMORY · GRADES 2–3

Synonyms Match

Draw a line to join each word to a word that means the same. Then use one pair in a sentence.

Name: _____ **Date:** _____



1	big	see
2	little	begin
3	happy	large
4	fast	small
5	start	leap
6	shout	glad
7	jump	quick
8	look	yell

Use one pair in a sentence

_____

_____

Art © Kevin Coulston

SCAVENGER HUNTS · GRADES K–1

Color Scavenger Hunt

Walk around the classroom. Find something of each color. Draw it in the box with that color.

Name: _____ **Date:** _____



Something red

I found: _____

Something blue

I found: _____

Something yellow

I found: _____

Something green

I found: _____

Something orange

I found: _____

Something purple

I found: _____

Art © Kevin Coulston

SCAVENGER HUNTS · GRADES K–2

Five Senses Scavenger Hunt

Use your senses! Find something for each box. Draw it, and write its name if you can.

Name: _____ **Date:** _____



Something you can hear

I found: _____

Something that smells good

I found: _____

Something soft to touch

I found: _____

Something bumpy to touch

I found: _____

Something shiny to see

I found: _____

Something you like to taste

I found: _____

Art © Kevin Coulston

SCAVENGER HUNTS · GRADES 1–2

Counting Scavenger Hunt

Guess first! Then count each thing in the room with tally marks and write the total.



Name: _____ **Date:** _____

Count the…	My guess	Tally marks	Total
windows			
doors			
chairs			
clocks			
tables			
computers			
flags			
trash cans			

Make tally marks as you count: four lines, then a fifth line across makes a group of 5.

Art © Kevin Coulston

SCAVENGER HUNTS · GRADES 3–5

Geometry Scavenger Hunt

Find each one in the classroom or the school. Write what you found and draw it.



Name: _____ **Date:** _____

Find…	What I found	Draw it
a right angle		
parallel lines		
perpendicular lines		
an acute angle		
a line of symmetry		
a cylinder		
a cube		
a sphere		

A right angle is a square corner. Parallel lines never meet. Perpendicular lines cross to make right angles.

Art © Kevin Coulston

SCAVENGER HUNTS · GRADES 3–5

Dictionary Scavenger Hunt

Grab a dictionary. Hunt through it to find each thing. Write what you find on the line.



Name: _____ **Date:** _____

The guide words on the page with the word "mystery"

_____

A word that comes right after "zebra"

_____

A word with more than 12 letters

_____

A word that has two different meanings

_____

A word that comes from another language

_____

How many syllables "invisible" has

_____

A word you have never heard before, and what it means

_____

The first word in the dictionary that starts with Q

_____

A word that rhymes with "orange" (is there one?)

_____

Your favorite new word

_____

Art © Kevin Coulston

EARLY FINISHERS · KINDERGARTEN

Kindergarten Early Finisher Page 2

Done early? Try these quiet puzzles on your own.



Name: _____ **Date:** _____

1 **Count the hearts. Write the number.**

♡ ♡ ♡ ♡ ♡ ♡

♡ ♡ ♡

How many? ☐

2 **What comes next? Draw it.**

☆ ♡ ☾ ☆ ♡ ☐

3 **Circle every letter b.**

b d p b q d b p

d b q b p d q b

4 **Circle the bigger number in each pair.**

3 7 9 4

6 8 10 2

5 **Draw yourself as a superhero. What is your super power?**

Art © Kevin Coulston

EARLY FINISHERS · GRADE 1

1st Grade Early Finisher Page 2

Done early? Try these puzzles on your own, then find a friend for dots and boxes.



Name: _____ **Date:** _____

1 Write <, > or = in each box.

14	☐	41		25	☐	25
38	☐	33		50	☐	15
12	☐	21		60	☐	59

2 Count the tally marks. Write the number.

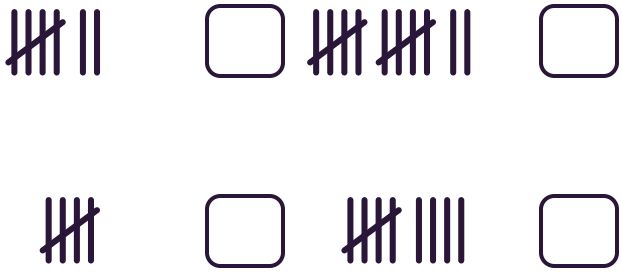

3 Circle the word that does not belong.

cat	dog	cow	pencil
red	apple	blue	green
hat	one	six	ten

4 Dots and boxes with a friend: take turns drawing one line. Close a box? Write your first letter in it.



5 Draw a map of your bedroom. Label 3 things in it.

Art © Kevin Coulston

EARLY FINISHERS · GRADE 2

2nd Grade Early Finisher Page 2

Done early? Find the missing numbers, finish the pairs and make the picture match.

Name: _____ **Date:** _____



1 Write the missing number.

8 + ☐ = 15

☐ + 6 = 13

17 − ☐ = 9

☐ − 5 = 7

2 Finish each pair.

Hot is to cold as up is to _____

A bird is to a nest as a bee is to a _____

Foot is to shoe as hand is to _____

Day is to night as happy is to _____

3 Color the squares on the right so both halves match.

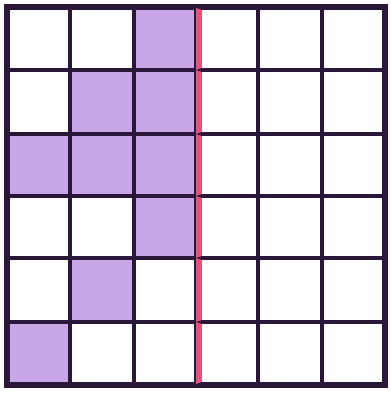

4 Word ladder: change one letter each step.

FISH

_____ a plate or bowl

_____ a quick run

CASH

Art © Kevin Coulston

EARLY FINISHERS · GRADE 3

3rd Grade Early Finisher Page 2

Done early? Pick any puzzle on this page. Can you find every rule?

Name: _____ **Date:** _____



1 What comes next? Find the rule.

3 6 9 12 ☐

50 45 40 35 ☐

1 2 4 8 ☐

2 5 4 7 6 ☐

1 4 9 16 ☐

2 Color the squares on the right so both halves match.

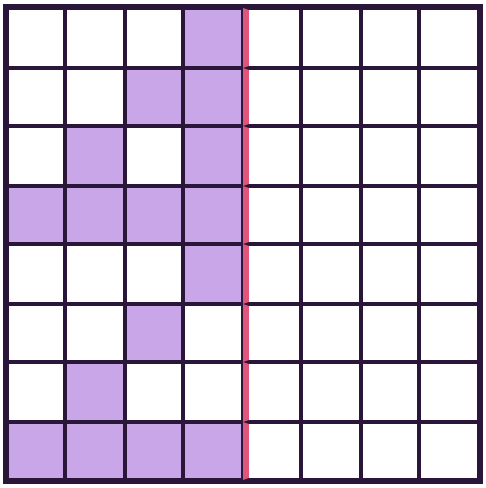

3 Unscramble the weather words.

DUCOL It floats in the sky. _____

MROTS Wind, rain and thunder. _____

WONS White and cold. _____

DYWIN Kites love this day. _____

4 You shrink to the size of an ant for one day. Where do you go? What do you see?

Art © Kevin Coulston

EARLY FINISHERS · GRADES 4–5

4th and 5th Grade Early Finisher Page 2



Done early? These puzzles take some real thinking. Work in pencil.

Name: _____ **Date:** _____

1 What comes next? Find the rule.

2 6 18 54 ☐

1 1 2 3 5 8 ☐

96 48 24 12 ☐

1 3 6 10 15 ☐

7 12 10 15 13 ☐

2 Finish each analogy.

Minute is to hour as day is to _____

Petal is to flower as page is to _____

Author is to story as composer is to _____

Three is to triangle as eight is to _____

3 Write the missing number.

7 × ☐ = 56

☐ × 6 = 54

72 ÷ ☐ = 8

☐ ÷ 4 = 12

4 How many words can you make from the letters in IMAGINATION?

IMAGINATION

Art © Kevin Coulston

LOGIC PUZZLES · GRADES 2–3

Shape Sudoku Puzzles

Draw a circle, square, triangle or star in each empty box. Each row, each column and each thick box has each shape once.

Name: _____ **Date:** _____



Puzzle 1

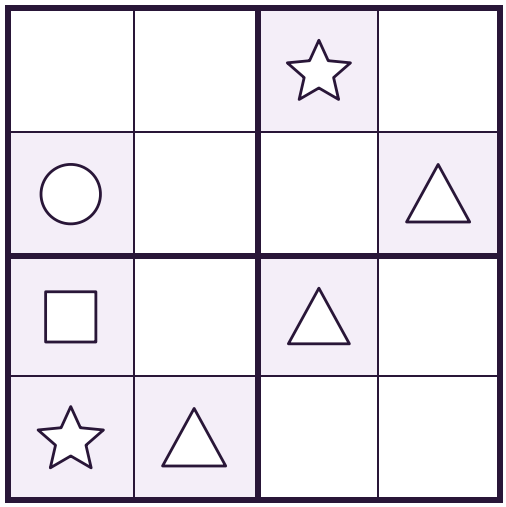

Puzzle 2



Puzzle 3

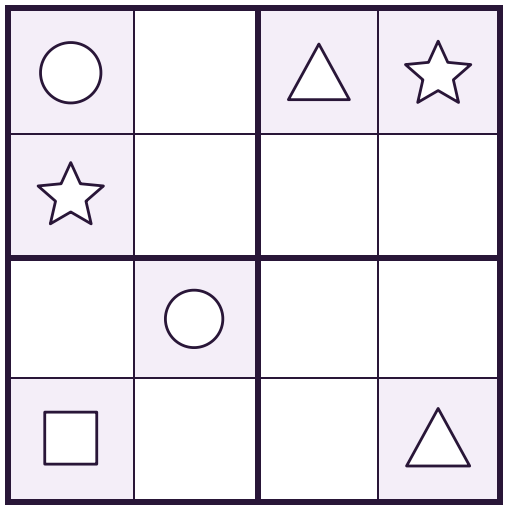

Puzzle 4

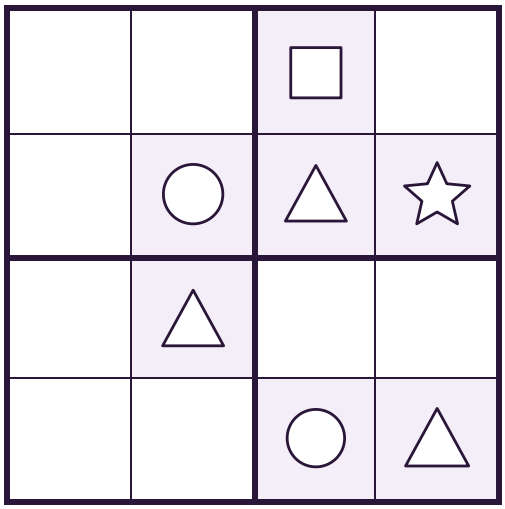

The shapes

circle · square · triangle · star

Art © Kevin Coulston

LOGIC PUZZLES · GRADES 2–3

Odd One Out Brain Teasers

One thing in each row does not belong. Circle it, then write why.

Name: _____ **Date:** _____



1	apple	banana	carrot	grape	Why? _____
2	2	4	7	8	Why? _____
3	triangle	square	circle	rectangle	Why? _____
4	whale	shark	dolphin	seal	Why? _____
5	Monday	June	Friday	Sunday	Why? _____
6	10	20	25	40	Why? _____
7	run	jump	happy	swim	Why? _____
8	penny	nickel	dollar bill	dime	Why? _____

Art © Kevin Coulston

LOGIC PUZZLES · GRADES 3–4

Logic Grid: The Pet Show

Read the clues. Put an X in a box when the answer is no, and an O when it is yes. Each one has just one, and no two share.



Name: _____ **Date:** _____

Puzzle 1: Who brought which pet?

	hamster	parrot	turtle
Omar			
Pia			
Quinn			

Clues

1. Pia's pet has feathers.
2. Omar's pet does not have a shell.

Answers

Omar: _____ **Pia:** _____

Quinn: _____

Puzzle 2: Which pet won which prize?

	biggest	smallest	fluffiest	best trick
Rex				
Fluff				
Bean				
Taco				

Clues

1. Fluff won fluffiest or best trick.
2. Rex and Bean did not win fluffiest.
3. Taco won best trick.
4. Bean is not the biggest.

Answers

Rex: _____ **Fluff:** _____

Bean: _____ **Taco:** _____

Art © Kevin Coulston

LOGIC PUZZLES · GRADES 3–5

Shape Math Puzzles

Each shape stands for a number. The same shape is always the same number. Solve each puzzle, one line at a time.

Name: _____ **Date:** _____



Puzzle 1

☆ + ☆ = 10

☆ + ○ = 8

○ + △ = 7

☆ = □ ○ = □ △ = □

Puzzle 2

♡ + ♡ + ♡ = 12

♡ + □ = 10

□ + □ + ☾ = 15

♡ = □ □ = □ ☾ = □

Puzzle 3

△ + △ = 18

△ + ☆ + ☆ = 15

☆ + ○ = 10

△ = □ ☆ = □ ○ = □

Puzzle 4

☾ + ☾ + ☾ + ☾ = 20

☾ + ♡ + ♡ = 21

♡ + □ + □ = 12

☾ = □ ♡ = □ □ = □

Art © Kevin Coulston

LOGIC PUZZLES · GRADES 4–5

Greater-Than Logic Squares

Write 1, 2, 3 or 4 in each square. Each row and column has each number once, and every < or > sign must be true.



Name: _____ **Date:** _____

Puzzle 1

1			
	>	< 4	>
	>	>	

Puzzle 2

	>	<	
2		1	
	<	<	

Puzzle 3

2			4
	<	>	
>			
			<

Puzzle 4

	>	<	
	<		
	>	3	
3			

The sign points to the smaller number: 2 < 3 and 4 > 1. Up and down, ∧ means the top number is smaller and ∨ means the top number is bigger.

Art © Kevin Coulston

ANSWER KEY · WORD SEARCHES · FOR GROWN-UPS

Answer Key: Weather Word Search



Find the 10 weather words. The words go across or down. Cross each word off the list when you find it.

N	T	T	A	R	A	S	O	E	K
Y	O	Y	H	W	Y	U	U	O	S
A	D	L	U	W	T	N	N	D	N
C	L	O	U	D	H	A	I	L	O
T	H	U	N	D	E	R	O	T	W
L	F	H	I	R	R	U	E	A	F
B	O	U	M	N	C	M	R	I	O
S	L	E	E	T	S	B	A	B	G
A	S	K	H	P	P	W	I	N	D
S	T	O	R	M	T	D	N	N	E

Find these 10 words · Words go across → or down ↓.

- ☐ CLOUD
- ☐ FOG
- ☐ HAIL
- ☐ RAIN
- ☐ SLEET
- ☐ SNOW
- ☐ STORM
- ☐ SUN
- ☐ THUNDER
- ☐ WIND

Art © Kevin Coulston

ANSWER KEY · WORD SEARCHES · FOR GROWN-UPS

Answer Key: Fruits and Vegetables Word Search

Find the 12 fruits and vegetables. The words go across or down.



E R I E P S L T Y R B
G T A W E G P L U M O
R A Y H A H R A H R A
A Y A I S E L E M O N
P R P C A R R O T L S
E D P T C R M L P I M
K B L O O O E G E M L
I E E N R S N Y A E I
W E M I N B E R R L N
I T L O G S A S E O K
E E T N T S D S E N F

Find these 12 words · Words go across → or down ↓.

- ☐ APPLE
- ☐ BEET
- ☐ CARROT
- ☐ CORN
- ☐ GRAPE
- ☐ KIWI
- ☐ LEMON
- ☐ MELON
- ☐ ONION
- ☐ PEAR
- ☐ PEAS
- ☐ PLUM

Art © Kevin Coulston

ANSWER KEY · WORD SEARCHES · FOR GROWN-UPS

Answer Key: Farm Animals Word Search with a Secret Message

Find the 13 farm animals: across, down or diagonally down. Then read the letters you did not use, row by row, to find the secret message.



F	C	O	W	S	H	E	E	P
A	R	R	H	O	R	S	E	G
M	O	D	U	C	K	E	H	O
D	O	N	K	E	Y	R	E	A
P	S	S	W	A	K	E	N	T
I	T	U	P	L	L	A	M	A
G	E	T	U	R	K	E	Y	A
T	R	S	U	N	C	A	L	F
G	O	O	S	E	R	I	S	E

Find these 13 words · Words go across →, down ↓ or diagonally ↘. Never backwards.

- ☐ CALF
- ☐ COW
- ☐ DONKEY
- ☐ DUCK
- ☐ GOAT
- ☐ GOOSE
- ☐ HEN
- ☐ HORSE
- ☐ LLAMA
- ☐ PIG
- ☐ ROOSTER
- ☐ SHEEP
- ☐ TURKEY

The secret message: write the leftover letters in order, row by row

F A R M E R S W A K E U P A T

S U N R I S E

Art © Kevin Coulston

ANSWER KEY · WORD SEARCHES · FOR GROWN-UPS

Answer Key: Camping Trip Word Search

Find the 14 camping words. Words go across, down, diagonally, and some go backwards!



L I E K A L H W L G Y M W
I W E L U K H I B T R C C
R G T W S K I I K P G F L
K S E N E O K R I I I L A
C E N R E T N A L W N O S
A B I N O C U L A R S G E
P C O M P A S S D A F P W
K C C A M P F I R E M K H
C I E O E E O N A C N E E
A N T H G I L H S A L F L
B T E N T R A I L R R B N
G R W O L L A M H S R A M
C E C A B I N F O R E S T

Find these 14 words · Words go across, down and diagonally ↘, and some go backwards ← or up ↑.

- ☐ BACKPACK
- ☐ BINOCULARS
- ☐ CABIN
- ☐ CAMPFIRE
- ☐ CANOE
- ☐ COMPASS
- ☐ FLASHLIGHT
- ☐ FOREST
- ☐ HIKING
- ☐ LAKE
- ☐ LANTERN
- ☐ MARSHMALLOW
- ☐ TENT
- ☐ TRAIL

Art © Kevin Coulston

ANSWER KEY · WORD SEARCHES · FOR GROWN-UPS

Answer Key: Dinosaur Names Word Search

Find the 14 dinosaur words. Words go in all 8 directions: across, down, up, backwards and every diagonal.



S	A	N	K	Y	L	O	S	A	U	R	U	S	Y	P
L	H	H	R	E	R	S	N	W	O	S	H	C	B	K
E	N	E	O	F	O	S	S	I	L	S	S	I	R	S
S	G	H	T	R	H	E	T	W	S	U	U	S	A	A
S	O	A	P	N	E	I	H	T	P	R	C	S	C	L
P	G	O	A	G	R	N	O	C	O	U	O	A	H	L
I	R	E	R	P	B	C	N	N	T	A	D	R	I	O
N	E	F	I	U	I	A	O	I	A	S	O	U	O	S
O	H	F	C	I	V	R	D	T	R	O	L	J	S	A
S	M	O	O	W	O	N	O	X	E	G	P	S	A	U
A	O	F	L	K	R	I	N	E	C	E	I	A	U	R
U	D	U	E	K	E	V	A	N	I	T	D	W	R	U
R	M	N	V	I	I	O	U	W	R	S	O	O	U	S
U	C	T	N	E	K	R	G	I	T	P	S	O	S	A
S	M	F	R	E	S	E	I	N	U	C	A	H	Y	T

Find these 14 words · Words go in all 8 directions, even backwards and up.

- ☐ ALLOSAURUS
- ☐ ANKYLOSAURUS
- ☐ BRACHIOSAURUS
- ☐ CARNIVORE
- ☐ DIPLODOCUS
- ☐ EXTINCT
- ☐ FOSSIL
- ☐ HERBIVORE
- ☐ IGUANODON
- ☐ JURASSIC
- ☐ SPINOSAURUS
- ☐ STEGOSAURUS
- ☐ TRICERATOPS
- ☐ VELOCIRAPTOR

Art © Kevin Coulston

ANSWER KEY · CROSSWORDS · FOR GROWN-UPS

Answer Key: Time Words Crossword

Read each clue and fill in the time word. The word bank can help.





Across →

4. A chart that shows the days of each month
5. 7 days make one ___
7. 60 seconds make one ___
8. 12 o'clock in the middle of the day
9. Not yesterday, not tomorrow, but ___

Down ↓

1. It has hands and tells the time
2. 60 minutes make one ___
3. A very short time. 60 of them make a minute.
6. 12 months make one ___
7. June is one ___ of the year

Word bank

calendar clock hour minute month noon second today week year

Art © Kevin Coulston

ANSWER KEY · CROSSWORDS · FOR GROWN-UPS

Answer Key: Animal Sounds Crossword

What does each animal say? Use the word bank to fill in the crossword.



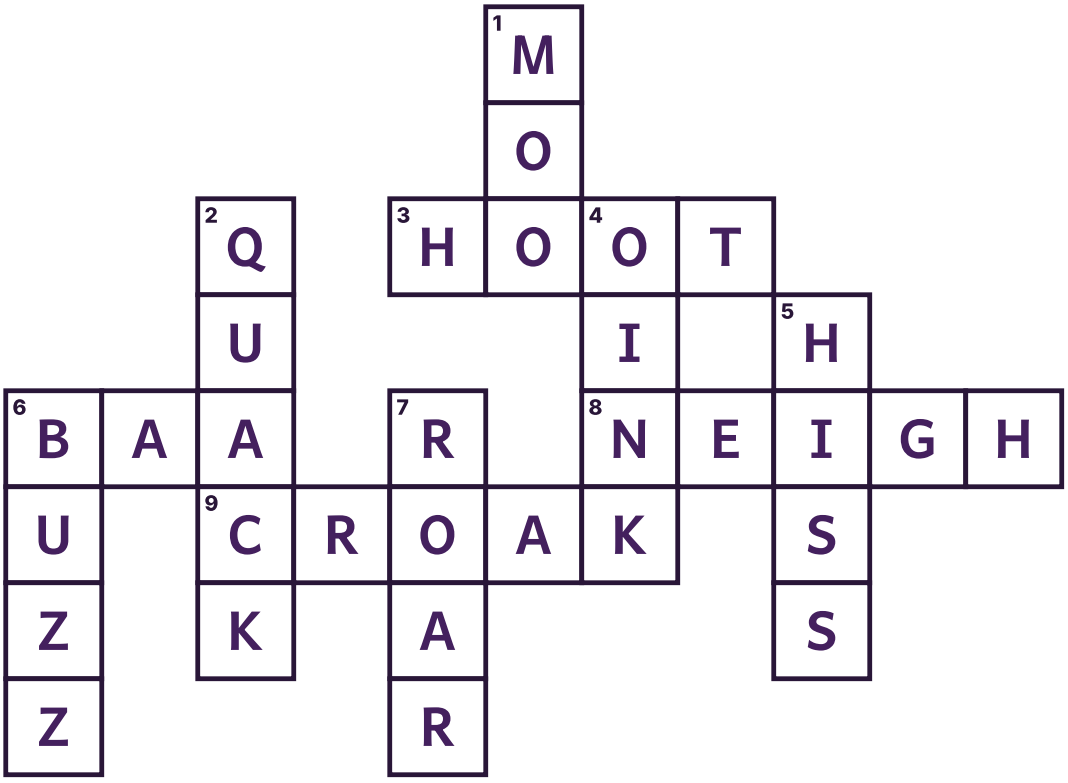

Across →

3. What an owl says
6. What a sheep says
8. What a horse says
9. What a frog says

Down ↓

1. What a cow says
2. What a duck says
4. What a pig says
5. What a snake says
6. What a bee says
7. What a lion says

Word bank

baa buzz croak hiss hoot moo neigh oink quack roar

Art © Kevin Coulston

ANSWER KEY · CROSSWORDS · FOR GROWN-UPS

Answer Key: Irregular Plurals Crossword



These words don't just add an s. Write the word for more than one.

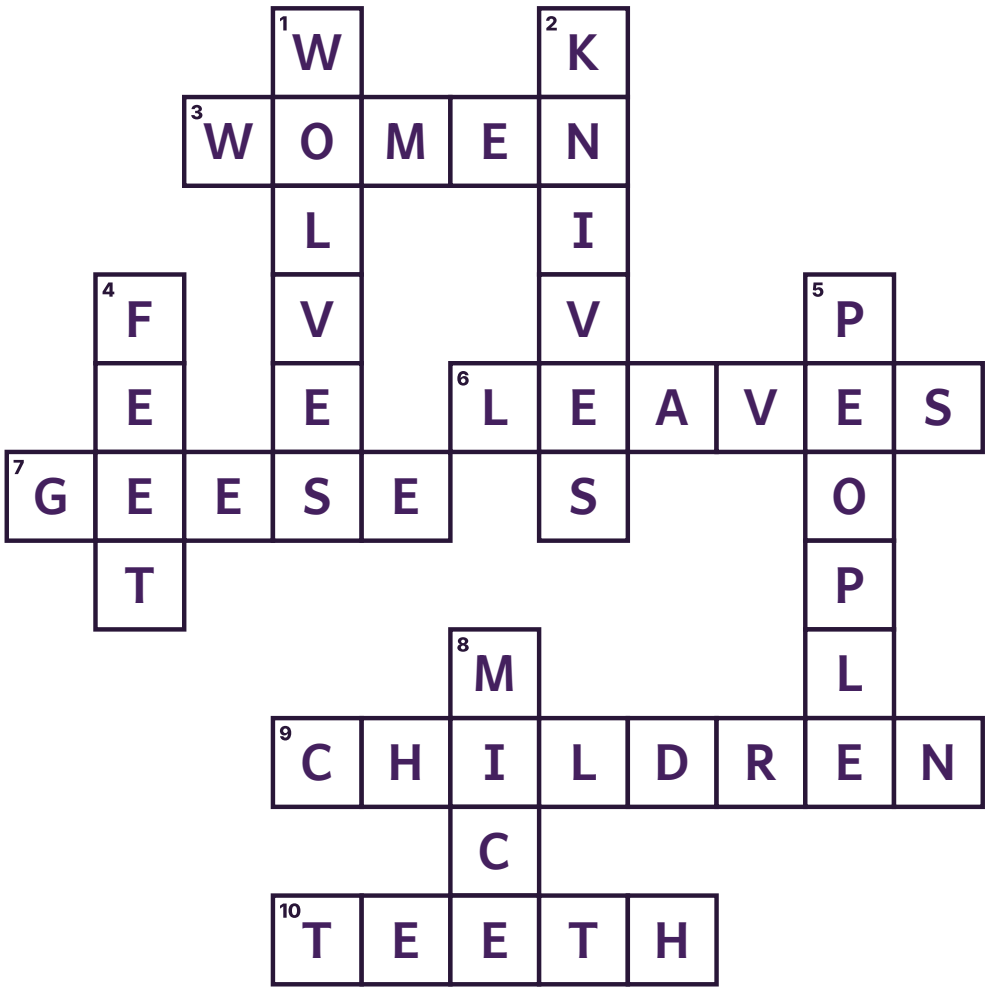

Across →

3. More than one woman
6. More than one leaf
7. More than one goose
9. More than one child
10. More than one tooth

Down ↓

1. More than one wolf
2. More than one knife
4. More than one foot
5. More than one person
8. More than one mouse

Word bank

children feet geese knives leaves mice people teeth wolves women

Art © Kevin Coulston

ANSWER KEY · CROSSWORDS · FOR GROWN-UPS

Answer Key: Kitchen Words Crossword

Read each clue and fill in the kitchen word. The number tells how many letters.



1 R	E	C	I	2 P	E					
				A						
				N			3 B			
			4 S	P	A	T	U	L	A	
						R		E		
5 W	H	I	S	6 K		Y		N		
				E				D		
			7 T	O	8 A	S	T	E	R	
				T		P			R	
				L		R				
9 L	A	D	L	E		10 O	V	E	N	
						N				

Across →

1. Steps that tell you how to cook something **(6)**
4. A flat tool for flipping pancakes **(7)**
5. A wire tool for beating eggs fast **(5)**
7. It makes bread brown and crunchy **(7)**
9. A big, deep spoon for serving soup **(5)**
10. It bakes cookies and bread **(4)**

Down ↓

2. A small room or closet for keeping food **(6)**
3. A machine that turns fruit into a smoothie **(7)**
6. A pot for boiling water for tea **(6)**
8. You wear it to keep your clothes clean while you cook **(5)**

Art © Kevin Coulston

ANSWER KEY · CROSSWORDS · FOR GROWN-UPS

Answer Key: Solar System Crossword

Read each clue and fill in the space word. The number tells how many letters.



	1 V	2 E	N	U	3 S					
		A			A					
4 M	A	R	S		T					
O		T			5 U	R	A	6 N	U	S
O		H			R			E		
N					N			P		
						7 O		T		
				8 M	E	R	C	U	R	Y
						B		N		
			9 J	U	P	I	T	E	R	
						T				

Across →

1. The hottest planet **(5)**
4. The red planet **(4)**
5. The planet that spins on its side **(6)**
8. The planet closest to the Sun **(7)**
9. The biggest planet **(7)**

Down ↓

2. The only planet we know has life **(5)**
3. The planet with the biggest, brightest rings **(6)**
4. It goes around Earth about once a month **(4)**
6. The planet farthest from the Sun **(7)**
7. The path a planet takes around the Sun **(5)**

Art © Kevin Coulston

ANSWER KEY · COLORING PAGES · FOR GROWN-UPS

Answer Key: Color by Number: Ladybug

Read the number in each square. Color it the color in the key. Leave the 1 squares white.



Color key

1 = leave white 2 = red 3 = black

1	1	1	3	1	1	1	1	3	1	1	1
1	1	1	1	3	1	1	3	1	1	1	1
1	1	1	1	3	3	3	3	1	1	1	1
1	1	2	2	2	3	3	2	2	2	1	1
1	2	3	3	2	3	3	2	3	3	2	1
2	2	3	3	2	3	3	2	3	3	2	2
2	2	2	2	2	3	3	2	2	2	2	2
2	3	3	2	2	3	3	2	2	3	3	2
2	3	3	2	2	3	3	2	2	3	3	2
1	2	2	2	2	3	3	2	2	2	2	1
1	1	2	2	2	3	3	2	2	2	1	1
1	1	1	1	2	3	3	2	1	1	1	1

The finished picture.

Art © Kevin Coulston

ANSWER KEY · COLORING PAGES · FOR GROWN-UPS

Answer Key: Color by Subtraction: Ice Cream Cone

Solve the subtraction problem in each square. Find the answer in the key and color the square that color.



Color key

- 6 = leave white
- 9 = red
- 4 = pink
- 2 = brown
- 7 = yellow

9 – 3	9 – 3	8 – 2	7 – 1	8 – 2	10 – 1	10 – 1	10 – 4	9 – 3	9 – 3	10 – 4	8 – 2
8 – 2	8 – 2	7 – 1	8 – 2	7 – 1	10 – 1	10 – 1	7 – 1	10 – 4	10 – 4	7 – 1	7 – 1
8 – 2	8 – 2	7 – 1	8 – 4	6 – 2	10 – 6	8 – 4	5 – 1	7 – 3	8 – 2	7 – 1	8 – 2
10 – 4	8 – 2	5 – 1	6 – 2	5 – 1	9 – 5	6 – 2	5 – 1	10 – 6	10 – 6	8 – 2	7 – 1
9 – 3	8 – 4	9 – 5	5 – 1	9 – 5	5 – 1	6 – 2	9 – 5	8 – 4	10 – 6	9 – 5	8 – 2
7 – 1	7 – 3	6 – 2	10 – 6	5 – 1	5 – 1	10 – 6	7 – 3	7 – 3	9 – 5	6 – 2	8 – 2
6 – 2	6 – 2	10 – 6	5 – 1	5 – 1	5 – 1	10 – 6	9 – 5	5 – 1	8 – 4	5 – 1	8 – 4
8 – 6	8 – 6	6 – 4	3 – 1	4 – 2	6 – 4	4 – 2	3 – 1	5 – 3	7 – 5	6 – 4	9 – 7
7 – 1	3 – 1	10 – 3	6 – 4	9 – 2	4 – 2	8 – 6	10 – 3	10 – 8	9 – 2	9 – 7	10 – 4
9 – 3	8 – 2	3 – 1	8 – 1	6 – 4	10 – 3	8 – 1	10 – 8	8 – 1	9 – 7	7 – 1	7 – 1
10 – 4	10 – 4	8 – 2	8 – 6	9 – 2	6 – 4	7 – 5	9 – 2	9 – 7	10 – 4	10 – 4	9 – 3
10 – 4	8 – 2	10 – 4	8 – 2	4 – 2	8 – 1	10 – 3	9 – 7	7 – 1	10 – 4	9 – 3	10 – 4
7 – 1	7 – 1	7 – 1	8 – 2	7 – 1	3 – 1	9 – 7	8 – 2	8 – 2	7 – 1	9 – 3	8 – 2

The finished picture.

Art © Kevin Coulston

ANSWER KEY · COLORING PAGES · FOR GROWN-UPS

Answer Key: Color by Short Vowel: Robot

Read the word in each square. Listen for the vowel sound in the middle. Color it to match the key.



Color key

- short e = leave white
- short *a* = red
- short i = yellow
- short o = blue
- short u = brown

web	hen	web	pen	ten	hat	fan	wet	hen	jet	ten	leg
ten	pen	ten	wet	hen	pan	jam	hen	pen	red	jet	red
jet	hen	top	log	hop	top	cot	fox	hot	hop	web	web
ten	hen	hot	hit	cot	pot	cot	pot	pin	pot	jet	ten
net	web	box	cot	dog	top	box	log	log	pot	ten	pen
bed	ten	dog	fox	rug	hut	mud	hut	cot	hot	hen	ten
wet	web	ten	wet	pen	top	pot	hen	red	hen	bed	leg
box	top	mop	log	top	hot	log	mop	log	dog	mop	fox
log	wet	top	ham	cot	mop	pot	log	rat	log	web	hop
dog	wet	fox	hop	pot	top	cot	pot	hop	dog	red	pot
hen	hen	fox	log	box	top	top	cot	box	mop	jet	net
hen	web	dog	cot	ten	bed	jet	pen	box	dog	leg	pen
leg	hut	hut	bug	jet	hen	ten	hen	hut	mud	tub	bed

The finished picture.

Art © Kevin Coulston

ANSWER KEY · COLORING PAGES · FOR GROWN-UPS

Answer Key: Color by Rounding: Hot Air Balloon



Round the number in each square to the nearest ten. Color it the color for that ten.

Color key

- rounds to 30 = leave white
- rounds to 60 = red
- rounds to 80 = yellow
- rounds to 40 = brown

26	26	33	64	64	81	83	62	56	33	26	28
29	32	64	61	84	82	79	82	64	58	27	27
34	56	64	82	79	62	57	84	84	62	63	29
32	59	58	76	76	63	59	76	79	62	62	31
62	63	83	81	61	62	64	63	82	76	58	61
63	58	81	81	61	59	57	64	83	83	57	58
27	56	63	79	77	59	57	82	77	62	61	28
34	27	64	83	81	58	59	78	76	63	34	27
26	33	28	56	77	58	61	82	63	34	27	29
33	27	33	29	36	26	29	44	26	27	27	31
34	34	26	28	42	36	36	44	27	31	32	29
33	34	26	26	44	44	44	42	28	33	26	26

The finished picture.

Art © Kevin Coulston

ANSWER KEY · COLORING PAGES · FOR GROWN-UPS

Answer Key: Color by Division: Owl



Solve the division problem in each square. Color the square the color for its answer.

Color key

- 9 = leave white
- 6 = brown
- 7 = yellow
- 4 = black
- 8 = orange
- 5 = gray

63 ÷ 7	54 ÷ 9	36 ÷ 4	27 ÷ 3	27 ÷ 3	18 ÷ 2	36 ÷ 4	18 ÷ 2	27 ÷ 3	45 ÷ 5	54 ÷ 9	45 ÷ 5
54 ÷ 6	18 ÷ 3	18 ÷ 3	36 ÷ 6	30 ÷ 5	12 ÷ 2	12 ÷ 2	30 ÷ 5	54 ÷ 9	48 ÷ 8	24 ÷ 4	18 ÷ 2
24 ÷ 4	14 ÷ 2	28 ÷ 4	35 ÷ 5	30 ÷ 5	24 ÷ 4	36 ÷ 6	42 ÷ 7	49 ÷ 7	63 ÷ 9	28 ÷ 4	12 ÷ 2
54 ÷ 9	14 ÷ 2	16 ÷ 4	42 ÷ 6	12 ÷ 2	24 ÷ 4	12 ÷ 2	30 ÷ 5	63 ÷ 9	8 ÷ 2	21 ÷ 3	36 ÷ 6
18 ÷ 3	35 ÷ 5	63 ÷ 9	28 ÷ 4	48 ÷ 8	56 ÷ 7	24 ÷ 3	42 ÷ 7	63 ÷ 9	63 ÷ 9	63 ÷ 9	24 ÷ 4
12 ÷ 2	24 ÷ 4	48 ÷ 8	36 ÷ 6	30 ÷ 5	24 ÷ 3	40 ÷ 5	36 ÷ 6	24 ÷ 4	24 ÷ 4	54 ÷ 9	36 ÷ 6
18 ÷ 3	24 ÷ 4	45 ÷ 9	10 ÷ 2	45 ÷ 9	20 ÷ 4	25 ÷ 5	30 ÷ 6	35 ÷ 7	40 ÷ 8	24 ÷ 4	36 ÷ 6
48 ÷ 8	18 ÷ 3	40 ÷ 8	35 ÷ 7	35 ÷ 7	15 ÷ 3	35 ÷ 7	30 ÷ 6	25 ÷ 5	40 ÷ 8	30 ÷ 5	36 ÷ 6
12 ÷ 2	18 ÷ 3	35 ÷ 7	25 ÷ 5	15 ÷ 3	45 ÷ 9	10 ÷ 2	20 ÷ 4	45 ÷ 9	15 ÷ 3	36 ÷ 6	48 ÷ 8
72 ÷ 8	36 ÷ 6	42 ÷ 7	40 ÷ 8	30 ÷ 6	45 ÷ 9	10 ÷ 2	25 ÷ 5	10 ÷ 2	18 ÷ 3	36 ÷ 6	54 ÷ 6
18 ÷ 2	27 ÷ 3	36 ÷ 6	24 ÷ 4	24 ÷ 4	42 ÷ 7	48 ÷ 8	24 ÷ 4	54 ÷ 9	48 ÷ 8	72 ÷ 8	45 ÷ 5
18 ÷ 2	27 ÷ 3	32 ÷ 4	16 ÷ 2	18 ÷ 2	27 ÷ 3	27 ÷ 3	54 ÷ 6	24 ÷ 3	56 ÷ 7	27 ÷ 3	45 ÷ 5

The finished picture.

Art © Kevin Coulston

CALLER CARDS · 26 CALLS · FOR THE GROWN-UP

Caller Cards: Alphabet Bingo

Print the cards for the players. Cut these apart for the caller.



Cut the cards apart, mix them in a cup and draw one at a time. Read it out loud and set it aside, so you can check the winner's card.

A small a	**B** small b	**C** small c	**D** small d	**E** small e
F small f	**G** small g	**H** small h	**I** small i	**J** small j
K small k	**L** small l	**M** small m	**N** small n	**O** small o
P small p	**Q** small q	**R** small r	**S** small s	**T** small t
U small u	**V** small v	**W** small w	**X** small x	**Y** small y
Z small z				

Art © Kevin Coulston

CALLER CARDS · 17 CALLS · FOR THE GROWN-UP

Caller Cards: Subtraction Facts Bingo

Print the cards for the players. Cut these apart for the caller.



Cut the cards apart, mix them in a cup and draw one at a time. Read it out loud and set it aside, so you can check the winner's card.

5 − 5 0	7 − 6 1	9 − 7 2	11 − 8 3
13 − 9 4	12 − 7 5	14 − 8 6	15 − 8 7
17 − 9 8	18 − 9 9	16 − 6 10	14 − 3 11
19 − 7 12	17 − 4 13	18 − 4 14	20 − 5 15
19 − 3 16			

Art © Kevin Coulston

CALLER CARDS · 20 CALLS · FOR THE GROWN-UP

Caller Cards: Telling Time Bingo

Print the cards for the players. Cut these apart for the caller.



Cut the cards apart, mix them in a cup and draw one at a time. Read it out loud and set it aside, so you can check the winner's card.

 1:00	 2:30	 3:00	 4:30
 5:15	 6:00	 7:45	 8:30
 9:00	 10:15	 11:30	 12:00
 1:45	 2:15	 3:30	 4:00
 5:45	 6:30	 7:00	 8:15

Art © Kevin Coulston

CALLER CARDS · 30 CALLS · FOR THE GROWN-UP

Caller Cards: Place Value Bingo

Print the cards for the players. Cut these apart for the caller.



Cut the cards apart, mix them in a cup and draw one at a time. Read it out loud and set it aside, so you can check the winner's card.

4 hundreds, 2 tens, 7 ones 427	300 + 5 305	7 hundreds, 5 tens, 0 ones 750	100 + 80 + 6 186	6 hundreds, 3 tens, 2 ones 632
900 + 10 + 4 914	2 hundreds, 4 tens, 8 ones 248	500 + 60 + 9 569	8 hundreds, 7 tens, 3 ones 873	400 + 1 401
2 hundreds, 9 tens, 0 ones 290	700 + 10 + 5 715	3 hundreds, 5 tens, 8 ones 358	600 + 20 + 4 624	9 hundreds, 3 tens, 7 ones 937
100 + 60 + 2 162	5 hundreds, 0 tens, 9 ones 509	800 + 40 + 6 846	2 hundreds, 7 tens, 3 ones 273	600 + 80 680
3 hundreds, 9 tens, 1 ones 391	400 + 50 + 8 458	7 hundreds, 2 tens, 6 ones 726	800 + 10 + 3 813	1 hundreds, 0 tens, 4 ones 104
900 + 60 + 5 965	5 hundreds, 3 tens, 7 ones 537	600 + 80 + 2 682	3 hundreds, 4 tens, 9 ones 349	200 + 70 270

Art © Kevin Coulston

CALLER CARDS · 20 CALLS · FOR THE GROWN-UP

Caller Cards: Fraction Bingo

Print the cards for the players. Cut these apart for the caller.



Cut the cards apart, mix them in a cup and draw one at a time. Read it out loud and set it aside, so you can check the winner's card.


1/2


1/3


2/3


1/4


3/4


1/5


2/5


3/5


4/5


1/6


5/6


1/8


3/8


5/8


7/8


1/10


3/10


7/10


9/10


5/12

Art © Kevin Coulston

ANSWER KEY · CUT-AND-PASTE SORTS · FOR GROWN-UPS

Answer Key: Letter or Number? Cut and Paste

Cut out the cards. Is it a letter or a number? Glue it where it belongs.



Letters

R	M	B
S	E	A

Numbers

7	8	3
9	5	2

Art © Kevin Coulston

ANSWER KEY · CUT-AND-PASTE SORTS · FOR GROWN-UPS

Answer Key: Hot or Cold? Sort

Cut out the words. Read each one. Is it hot or cold? Glue it where it belongs.



Hot

cocoa	fire	oven
sun	soup	toast

Cold

snowman	snow	igloo
ice	popsicle	freezer

Art © Kevin Coulston

ANSWER KEY · CUT-AND-PASTE SORTS · FOR GROWN-UPS

Answer Key: Living or Nonliving? Sort

Cut out the cards. Is it alive? Glue it under Living or Nonliving.



Living

tree	 cactus	worm
 penguin	dog	flower

Nonliving

car	spoon	rock
chair	ball	shoe

Living things grow, need food and water, and make more of their own kind.

Art © Kevin Coulston

ANSWER KEY · CUT-AND-PASTE SORTS · FOR GROWN-UPS

Answer Key: How Many Syllables? Word Sort

Cut out the words. Clap each one and glue it under the number of syllables.



1 syllable

- bike
- tree
- frog
- cake

2 syllables

- rabbit
- tiger
- basket
- pencil

3 syllables

- dinosaur
- butterfly
- banana
- elephant

Clap each word as you say it. Each clap is one syllable: ba-na-na has 3.

Art © Kevin Coulston

ANSWER KEY · CUT-AND-PASTE SORTS · FOR GROWN-UPS

Answer Key: Past, Present or Future? Verb Sort

Cut out the verbs. Did it already happen, is it happening now, or will it happen? Glue each one where it belongs.



Past	Present	Future
jumped	sings	will win
ate	is drawing	will bake
swam	plays	will run
painted	reads	will sleep

Past: it already happened (yesterday). Present: it is happening now. Future: it will happen (tomorrow).

Art © Kevin Coulston

ANSWER KEY · MAZES & PUZZLES · FOR GROWN-UPS

Answer Key: Four Little Mazes

Four little mazes, from easy to a bit harder. Draw a line from Start to Finish in each one.



Maze 1



Maze 2

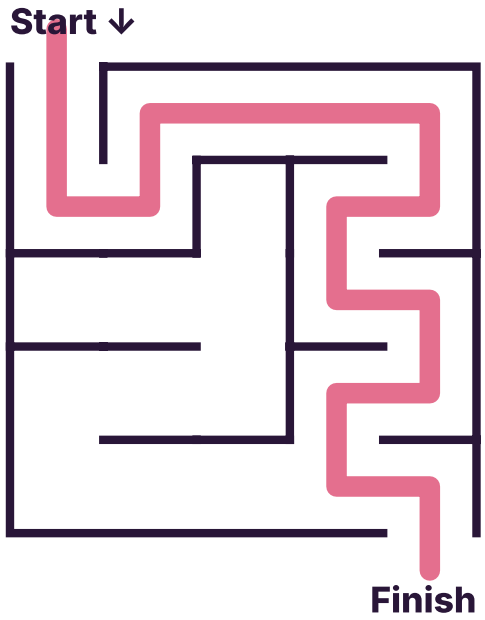

Maze 3



Maze 4

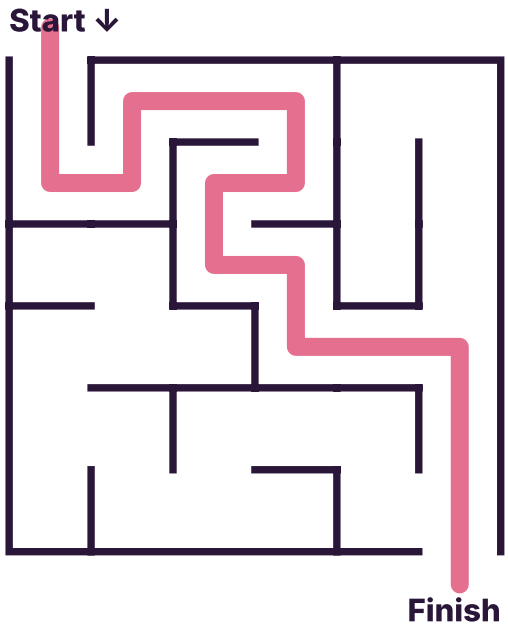

Art © Kevin Coulston

ANSWER KEY · MAZES & PUZZLES · FOR GROWN-UPS

Answer Key: Count by 2s Dot-to-Dot: Rocket

Start at 2. Count by 2s and join the dots in order with a ruler or a steady hand. What did you make?



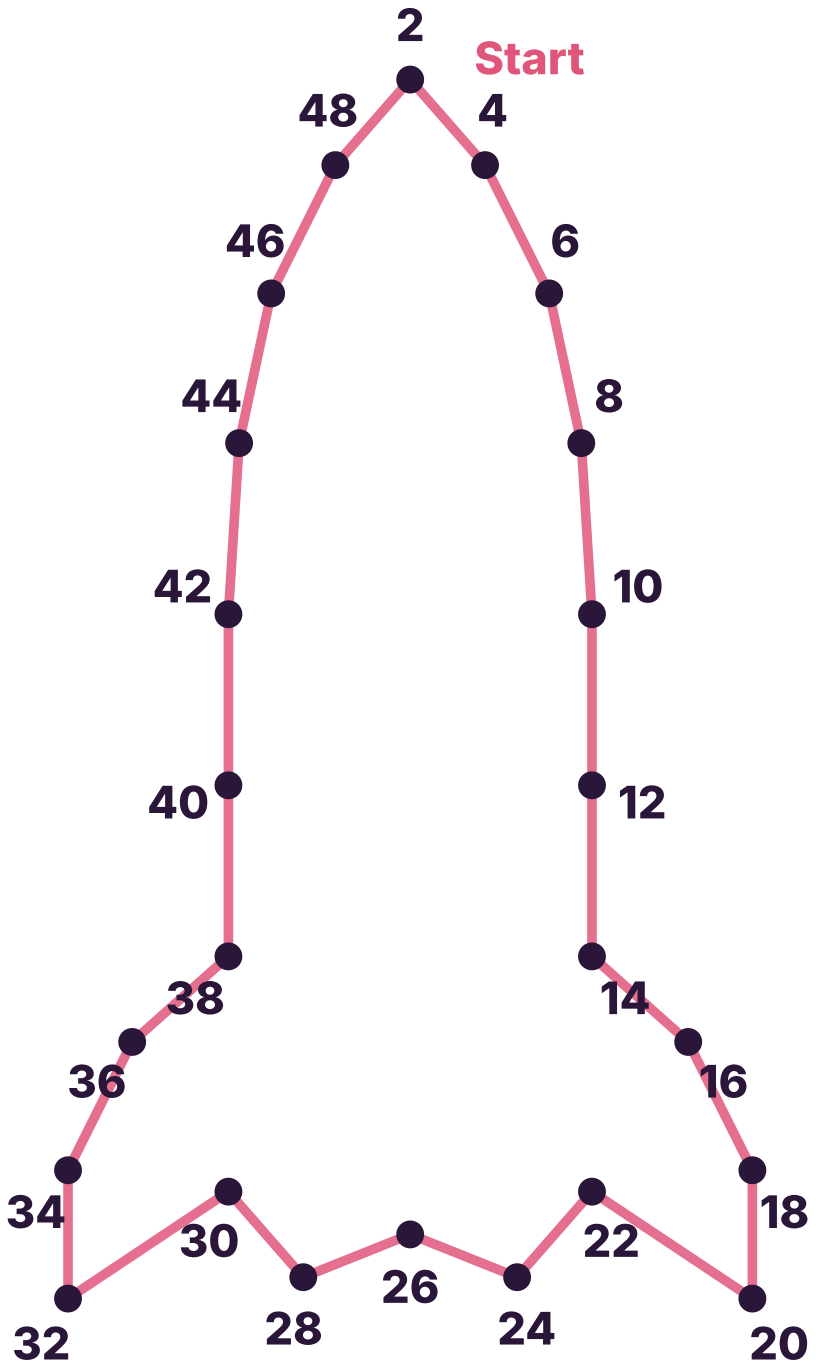

Join the dots from 2 to 48, then join 48 back to 2. Draw a round window and color your picture. It is a rocket!

Art © Kevin Coulston

ANSWER KEY · MAZES & PUZZLES · FOR GROWN-UPS

Answer Key: Odd Number Path

Start in the top left square. Color only the odd numbers to make a path to the bottom right square. Move up, down or sideways.



9	8	13	5	21	4
7	28	23	12	17	19
15	22	7	24	30	15
13	30	29	21	18	23
5	15	4	27	22	23
6	7	1	7	16	1
24	10	26	16	12	17

Start at the top left (9) and finish at the bottom right (17). Odd numbers end in 1, 3, 5, 7 or 9.

Art © Kevin Coulston

ANSWER KEY · MAZES & PUZZLES · FOR GROWN-UPS

Answer Key: Count by 3s Path

Start at 3. Color the 6 next to it, then 9, and keep counting by 3s all the way to 60. Move up, down or sideways.



3	27	18	27	27	30
6	18	18	21	24	33
9	12	15	33	54	36
33	60	48	45	42	39
12	60	51	27	54	18
45	57	54	24	15	12

The 3 is in the top left corner. The path ends at 60. Tip: say the 3s out loud as you go: 3, 6, 9, 12...

Art © Kevin Coulston

ANSWER KEY · MAZES & PUZZLES · FOR GROWN-UPS

Answer Key: Circle Maze

Start in the middle. Find the way out of the round maze to the gap in the outside wall.





Art © Kevin Coulston

ANSWER KEY · MATCHING & MEMORY · FOR GROWN-UPS

Answer Key: Animal Homes Match

Where does each animal live? Draw a line from the animal to its home.



1	bird		stable
2	bee		lodge
3	spider		anthill
4	bear		burrow
5	rabbit		hive
6	ant		den
7	beaver		nest
8	horse		web

Art © Kevin Coulston

ANSWER KEY · MATCHING & MEMORY · FOR GROWN-UPS

Answer Key: Synonyms Match

Draw a line to join each word to a word that means the same. Then use one pair in a sentence.



1	big		see
2	little		begin
3	happy		large
4	fast		small
5	start		leap
6	shout		glad
7	jump		quick
8	look		yell

Use one pair in a sentence

_____

_____

Art © Kevin Coulston

ANSWER KEY · EARLY FINISHERS · FOR GROWN-UPS

Answer Key: Kindergarten Early Finisher Page 2

Done early? Try these quiet puzzles on your own.



1 Count the hearts. Write the number.

♡ ♡ ♡ ♡ ♡ ♡

♡ ♡ ♡

How many? **9**

2 What comes next? Draw it.

☆ ♡ ☾ ☆ ♡ ☾

3 Circle every letter b.

(b) d p **(b)** q d **(b)** p

d **(b)** q **(b)** p d q **(b)**

4 Circle the bigger number in each pair.

3 **(7)** **(9)** 4

6 **(8)** **(10)** 2

5 Draw yourself as a superhero. What is your super power?

Art © Kevin Coulston

ANSWER KEY · EARLY FINISHERS · FOR GROWN-UPS

Answer Key: 1st Grade Early Finisher Page 2

Done early? Try these puzzles on your own, then find a friend for dots and boxes.



1 Write <, > or = in each box.

14	<	41		25	=	25
38	>	33		50	>	15
12	<	21		60	>	59

2 Count the tally marks. Write the number.

7 12

5 9

3 Circle the word that does not belong.

cat	dog	cow	**pencil**
red	**apple**	blue	green
hat	one	six	ten

4 Dots and boxes with a friend: take turns drawing one line. Close a box? Write your first letter in it.



5 Draw a map of your bedroom. Label 3 things in it.

Art © Kevin Coulston

ANSWER KEY · EARLY FINISHERS · FOR GROWN-UPS

Answer Key: 2nd Grade Early Finisher Page 2

Done early? Find the missing numbers, finish the pairs and make the picture match.



1 Write the missing number.

8 + **7** = 15

7 + 6 = 13

17 − **8** = 9

12 − 5 = 7

2 Finish each pair.

Hot is to cold as up is to **down**

A bird is to a nest as a bee is to a **hive**

Foot is to shoe as hand is to **glove**

Day is to night as happy is to **sad**

3 Color the squares on the right so both halves match.

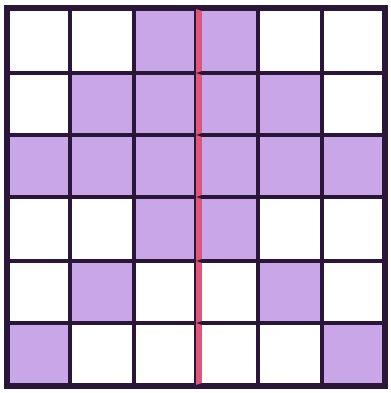

4 Word ladder: change one letter each step.

FISH

DISH — a plate or bowl

DASH — a quick run

CASH

Art © Kevin Coulston

ANSWER KEY · EARLY FINISHERS · FOR GROWN-UPS

Answer Key: 3rd Grade Early Finisher Page 2

Done early? Pick any puzzle on this page. Can you find every rule?



1 What comes next? Find the rule.

3 6 9 12 **15**

50 45 40 35 **30**

1 2 4 8 **16**

2 5 4 7 6 **9**

1 4 9 16 **25**

2 Color the squares on the right so both halves match.

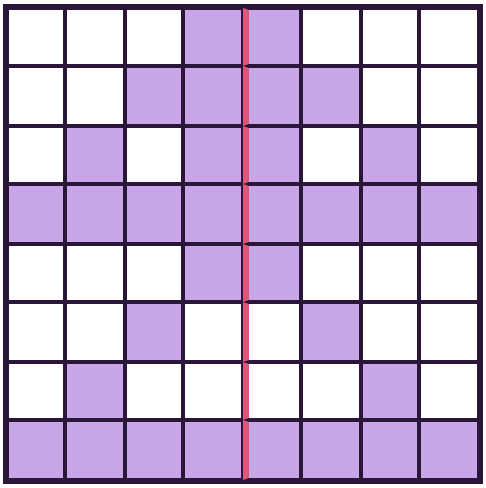

3 Unscramble the weather words.

DUCOL	It floats in the sky.	CLOUD
MROTS	Wind, rain and thunder.	STORM
WONS	White and cold.	SNOW
DYWIN	Kites love this day.	WINDY

4 You shrink to the size of an ant for one day. Where do you go? What do you see?

Art © Kevin Coulston

ANSWER KEY · EARLY FINISHERS · FOR GROWN-UPS

Answer Key: 4th and 5th Grade Early Finisher Page 2

Done early? These puzzles take some real thinking. Work in pencil.



1 What comes next? Find the rule.

2 6 18 54 **162**

1 1 2 3 5 8 **13**

96 48 24 12 **6**

1 3 6 10 15 **21**

7 12 10 15 13 **18**

2 Finish each analogy.

Minute is to hour as day is to **week**

Petal is to flower as page is to **book**

Author is to story as composer is to **song**

Three is to triangle as eight is to **octagon**

3 Write the missing number.

7 × **8** = 56

9 × 6 = 54

72 ÷ **9** = 8

48 ÷ 4 = 12

4 How many words can you make from the letters in IMAGINATION?

IMAGINATION

Art © Kevin Coulston

ANSWER KEY · LOGIC PUZZLES · FOR GROWN-UPS

Answer Key: Shape Sudoku Puzzles

Draw a circle, square, triangle or star in each empty box. Each row, each column and each thick box has each shape once.



Puzzle 1



Puzzle 2



Puzzle 3



Puzzle 4



The shapes

circle · square · triangle · star

Art © Kevin Coulston

ANSWER KEY · LOGIC PUZZLES · FOR GROWN-UPS

Answer Key: Odd One Out Brain Teasers

One thing in each row does not belong. Circle it, then write why.



1	apple	banana	**carrot**	grape	Why? It is a vegetable, not a fruit.
2	2	4	**7**	8	Why? It is odd. The others are even.
3	triangle	square	**circle**	rectangle	Why? It has no straight sides or corners.
4	whale	**shark**	dolphin	seal	Why? It is a fish. The others are mammals.
5	Monday	**June**	Friday	Sunday	Why? It is a month, not a day.
6	10	20	**25**	40	Why? It is not a multiple of 10.
7	run	jump	**happy**	swim	Why? It is not an action word.
8	penny	nickel	**dollar bill**	dime	Why? It is paper money, not a coin.

Art © Kevin Coulston

ANSWER KEY · LOGIC PUZZLES · FOR GROWN-UPS

Answer Key: Logic Grid: The Pet Show



Read the clues. Put an X in a box when the answer is no, and an O when it is yes. Each one has just one, and no two share.

Puzzle 1: Who brought which pet?

	hamster	parrot	turtle
Omar	O	X	X
Pia	X	O	X
Quinn	X	X	O

Clues

1. Pia's pet has feathers.
2. Omar's pet does not have a shell.

Answers

Omar: hamster **Pia:** parrot

Quinn: turtle

Puzzle 2: Which pet won which prize?

	biggest	smallest	fluffiest	best trick
Rex	O	X	X	X
Fluff	X	X	O	X
Bean	X	O	X	X
Taco	X	X	X	O

Clues

1. Fluff won fluffiest or best trick.
2. Rex and Bean did not win fluffiest.
3. Taco won best trick.
4. Bean is not the biggest.

Answers

Rex: biggest **Fluff:** fluffiest

Bean: smallest **Taco:** best trick

Art © Kevin Coulston

ANSWER KEY · LOGIC PUZZLES · FOR GROWN-UPS

Answer Key: Shape Math Puzzles

Each shape stands for a number. The same shape is always the same number.
Solve each puzzle, one line at a time.



Puzzle 1

☆ + ☆ = 10

☆ + ○ = 8

○ + △ = 7

☆ = 5 ○ = 3 △ = 4

Puzzle 2

♡ + ♡ + ♡ = 12

♡ + □ = 10

□ + □ + ☾ = 15

♡ = 4 □ = 6 ☾ = 3

Puzzle 3

△ + △ = 18

△ + ☆ + ☆ = 15

☆ + ○ = 10

△ = 9 ☆ = 3 ○ = 7

Puzzle 4

☾ + ☾ + ☾ + ☾ = 20

☾ + ♡ + ♡ = 21

♡ + □ + □ = 12

☾ = 5 ♡ = 8 □ = 2

Art © Kevin Coulston

ANSWER KEY · LOGIC PUZZLES · FOR GROWN-UPS

Answer Key: Greater-Than Logic Squares



Write 1, 2, 3 or 4 in each square. Each row and column has each number once, and every < or > sign must be true.

Puzzle 1

1	2	3	4
2 >	1 <	4 >	3
3	4	1	2
4 >	3 >	2	1

Puzzle 2

3 >	2 <	4	1
2	3	1	4
1	4	3	2
4	1 <	2 <	3

Puzzle 3

2	3	1	4
4	2 <	3 >	1
3 >	1	4	2
1	4	2 <	3

Puzzle 4

4	3 >	1 <	2
1	2 <	4	3
2	4 >	3	1
3	1	2	4

The sign points to the smaller number: 2 < 3 and 4 > 1. Up and down, ∧ means the top number is smaller and ∨ means the top number is bigger.

Art © Kevin Coulston