WORD SEARCHES · GRADES 1–2

Ocean Animals Word Search

Find the 10 ocean animals. The words go across or down. Cross each word off the list when you find it.



Name: _____ **Date:** _____

M E P P U U Y F C K
E O N W H A L E L N
S F I S H A R K A O
R E E L C R A B M I
O T S Q U I D O R U
M S C S S E A L A F
H R T I C I O I K O
P G I D A T W S I R
I N M O C T O P U S
N Y S H R I M P R A

Find these 10 words · Words go across → or down ↓.

- ☐ CLAM
- ☐ CRAB
- ☐ EEL
- ☐ FISH
- ☐ OCTOPUS
- ☐ SEAL
- ☐ SHARK
- ☐ SHRIMP
- ☐ SQUID
- ☐ WHALE

Art © Kevin Coulston

WORD SEARCHES · GRADES 1–2

Classroom Supplies Word Search

Find the 12 things you use at school. The words go across or down.

Name: _____ **Date:** _____



T O E R Y G T E E T T

S T T C R D T A R S L

T A P E U E O S A C L

B E R O L S E H A I N

O G L U E K A E C S K

O H E E R R N O H S D

K K M A R K E R A O R

P A P E R I N O I R Y

T K P E N C I L R S N

O T E R A S E R F G S

K S G S E C R A Y O N

Find these 12 words · Words go across → or down ↓.

- ☐ BOOK
- ☐ CHAIR
- ☐ CRAYON
- ☐ DESK
- ☐ ERASER
- ☐ GLUE
- ☐ MARKER
- ☐ PAPER
- ☐ PENCIL
- ☐ RULER
- ☐ SCISSORS
- ☐ TAPE

Art © Kevin Coulston

WORD SEARCHES · GRADES 2–3

Garden Bugs Word Search

Find the 12 garden bugs. Words go across, down or diagonally down.

Name: _____ **Date:** _____



M	U	L	A	D	Y	B	U	G	D	O	I
S	N	A	I	L	A	N	T	G	E	I	E
R	C	M	I	W	O	R	M	N	O	Y	S
S	O	R	B	A	F	E	I	L	N	E	F
P	B	E	I	C	O	K	L	I	O	U	I
I	E	E	A	C	Y	G	A	E	O	S	R
D	P	N	E	Y	K	R	M	O	T	H	E
E	R	B	U	T	T	E	R	F	L	Y	F
R	N	P	T	I	L	T	T	W	D	W	L
S	P	T	P	I	Y	E	N	B	A	G	Y
A	O	I	D	D	W	R	R	L	E	S	M
M	W	E	E	I	A	A	G	N	A	T	P

Find these 12 words · Words go across →, down ↓ or diagonally ↘. Never backwards.

- ☐ ANT
- ☐ BEETLE
- ☐ BUTTERFLY
- ☐ CRICKET
- ☐ FIREFLY
- ☐ GNAT
- ☐ LADYBUG
- ☐ MOTH
- ☐ SNAIL
- ☐ SPIDER
- ☐ WASP
- ☐ WORM

Art © Kevin Coulston

WORD SEARCHES · GRADES 3–4

Sports and Games Word Search

Find the 14 sports and games. Words go across, down, diagonally, and some go backwards!

Name: _____ **Date:** _____



N	O	B	U	I	N	I	E	R	S	I	G	N
S	O	C	C	E	R	Y	E	K	C	O	H	N
Y	W	Y	P	G	N	I	M	M	I	W	S	G
L	L	A	B	E	S	A	B	A	S	M	F	C
W	L	L	L	A	B	Y	E	L	L	O	V	R
E	S	M	I	W	K	T	I	R	K	G	B	L
T	K	S	S	C	O	F	L	O	G	U	O	G
A	A	R	I	K	G	N	I	K	I	B	W	N
R	T	B	N	E	B	Y	R	E	W	T	L	I
A	I	N	N	O	I	N	U	U	I	K	I	N
K	N	D	E	D	H	I	G	O	P	K	N	N
A	G	F	T	M	S	I	B	L	U	E	G	U
C	C	H	E	S	S	M	Y	C	A	E	L	R

Find these 14 words · Words go across, down and diagonally ↘, and some go backwards ← or up ↑.

- ☐ BASEBALL
- ☐ BIKING
- ☐ BOWLING
- ☐ CHESS
- ☐ GOLF
- ☐ HOCKEY
- ☐ KARATE
- ☐ RUGBY
- ☐ RUNNING
- ☐ SKATING
- ☐ SOCCER
- ☐ SWIMMING
- ☐ TENNIS
- ☐ VOLLEYBALL

Art © Kevin Coulston

WORD SEARCHES · GRADES 4–5

Musical Instruments Word Search



Find the 16 instruments. Words go in all 8 directions: across, down, up, backwards and every diagonal.

Name: _____ **Date:** _____

B	A	N	J	O	X	S	M	T	E	P	M	U	R	T
H	R	B	W	T	Y	E	E	R	S	R	O	T	L	G
A	B	U	T	E	L	A	H	N	O	R	L	E	T	P
G	H	A	R	M	O	N	I	C	A	S	L	K	A	K
S	I	T	N	O	P	T	K	R	S	B	E	H	N	O
I	C	E	T	N	H	E	R	K	P	C	C	H	I	L
O	R	N	G	O	O	E	W	E	V	I	O	L	I	N
Y	O	I	G	W	N	E	N	O	H	P	O	X	A	S
P	D	R	E	P	E	A	L	Y	S	P	R	A	H	E
E	R	A	N	K	G	H	I	U	G	R	G	W	L	O
T	U	L	U	C	U	G	S	P	N	N	R	E	U	N
U	M	C	F	B	I	E	U	K	U	L	E	L	E	I
L	S	W	A	I	T	K	K	R	K	R	O	I	T	U
F	O	U	S	E	A	T	R	O	M	B	O	N	E	M
R	T	A	R	Y	R	K	C	S	T	D	T	A	N	T

Find these 16 words · Words go in all 8 directions, even backwards and up.

- ☐ BANJO
- ☐ CELLO
- ☐ CLARINET
- ☐ DRUMS
- ☐ FLUTE
- ☐ GUITAR
- ☐ HARMONICA
- ☐ HARP
- ☐ PIANO
- ☐ SAXOPHONE
- ☐ TROMBONE
- ☐ TRUMPET
- ☐ TUBA
- ☐ UKULELE
- ☐ VIOLIN
- ☐ XYLOPHONE

Art © Kevin Coulston

CROSSWORDS · GRADES 2–3

Animal Babies Crossword

What do we call the baby? Use the word bank to fill in the crossword.



Name: _____ **Date:** _____



Across →

2. A baby bear
3. A baby cat
6. A baby horse
8. A baby dog
9. A baby duck

Down ↓

1. A baby sheep
2. A baby cow
4. A baby frog
5. A baby kangaroo
7. A baby chicken

Word bank

calf chick cub duckling foal joey kitten lamb puppy tadpole

Art © Kevin Coulston

CROSSWORDS · GRADES 2–3

Opposites Crossword

Write the opposite of each clue word. The word bank can help.

Name: _____ **Date:** _____





Across →

4. The opposite of top
6. The opposite of wet
7. The opposite of hot
8. The opposite of fast
9. The opposite of day

Down ↓

1. The opposite of loud
2. The opposite of win
3. The opposite of full
5. The opposite of tall
6. The opposite of up

Word bank

bottom **cold** **down** **dry** **empty** **lose** **night** **quiet** **short** **slow**

Art © Kevin Coulston

CROSSWORDS · GRADES 3–4

Shapes and Math Words Crossword

Read each clue and fill in the math word.

Name: _____ **Date:** _____





Across →

1. The answer to a multiplication problem
3. A shape with 5 sides
6. A shape with 3 sides
7. A shape with 4 equal sides and 4 square corners
9. A solid shape with 6 square faces
10. A group of 12

Down ↓

2. A shape with 8 sides, like a stop sign
4. A round shape with no corners
5. A shape with 6 sides
8. The answer to an addition problem

Word bank

circle cube dozen hexagon octagon pentagon product square sum triangle

Art © Kevin Coulston

CROSSWORDS · GRADES 4–5

Synonyms Crossword

Write a word that means the same as the clue word. The number tells how many letters.

Name: _____ **Date:** _____





Across →

2. Another word for begin **(5)**
5. Another word for right **(7)**
8. Another word for huge **(8)**
9. Another word for happy **(4)**
10. Another word for shut **(5)**

Down ↓

1. Another word for yell **(5)**
3. Another word for mad **(5)**
4. Another word for afraid **(6)**
6. Another word for fearless **(5)**
7. Another word for fast **(5)**

Art © Kevin Coulston

CROSSWORDS · GRADES 4–5

Measurement Crossword

Fill in the unit of measure. The number tells how many letters.

Name: _____ **Date:** _____





Across →

3. There are 12 of these in a foot **(4)**
4. 2 pints make one ___ **(5)**
5. 3 feet make one ___ **(4)**
6. 1,000 of these make one kilogram **(4)**
7. 5,280 feet make one ___ **(4)**
8. 12 inches make one ___ **(4)**

Down ↓

1. 16 ounces make one ___ **(5)**
2. 1,000 milliliters make one ___ **(5)**
6. 4 quarts make one ___ **(6)**
7. 100 centimeters make one ___ **(5)**

Art © Kevin Coulston

COLORING PAGES · GRADES K–1

Color by Shape: Apple

Look at the shape in each square. Color it the color in the key. Leave the stars white.

Name: _____ **Date:** _____



Color key

☐ ☆ = leave white ■ ○ = red ■ △ = green ■ □ = brown

☆	☆	☆	☆	☆	☆	□	☆	△	△	☆	☆
☆	☆	☆	☆	☆	☆	□	△	△	△	☆	☆
☆	☆	○	○	○	○	□	○	○	○	☆	☆
☆	○	○	○	○	○	○	○	○	○	○	☆
☆	○	○	○	○	○	○	○	○	○	○	☆
○	○	○	○	○	○	○	○	○	○	○	○
○	○	○	○	○	○	○	○	○	○	○	○
○	○	○	○	○	○	○	○	○	○	○	○
☆	○	○	○	○	○	○	○	○	○	○	☆
☆	○	○	○	○	○	○	○	○	○	○	☆
☆	☆	○	○	○	○	○	○	○	○	☆	☆
☆	☆	☆	○	○	○	☆	○	○	○	☆	☆

Tip: color lightly with crayons or colored pencils. What picture did you make? _____

Art © Kevin Coulston

COLORING PAGES · GRADES K–1

Color by Letter: Fish



Read the letter in each square. Color it the color in the key. Leave the q squares white.

Name: _____ **Date:** _____

Color key

- q = leave white
- a = orange
- b = yellow
- d = black
- p = blue

q	q	q	q	q	q	q	q	q	q	q	q
q	q	q	q	a	a	a	a	q	q	q	q
q	q	a	a	b	a	a	b	a	q	q	p
q	a	d	a	b	a	a	b	a	a	p	p
a	a	a	a	b	a	a	b	a	p	p	p
a	a	a	a	b	a	a	b	a	p	p	p
q	a	a	a	b	a	a	b	a	a	p	p
q	q	a	a	b	a	a	b	a	q	q	p
q	q	q	q	a	a	a	a	q	q	q	q
q	q	q	q	q	q	q	q	q	q	q	q

Tip: color lightly with crayons or colored pencils. What picture did you make? _____

Art © Kevin Coulston

COLORING PAGES · GRADES 1–2

Color by Addition: Rocket



Solve the problem in each square. Find the answer in the key and color the square that color.

Name: _____ **Date:** _____

Color key

- 6 = leave white
- 9 = red
- 7 = gray
- 5 = blue
- 8 = yellow
- 10 = orange

4 + 2	4 + 2	5 + 1	3 + 3	3 + 3	5 + 4	2 + 7	3 + 3	2 + 4	3 + 3	3 + 3	4 + 2
4 + 2	2 + 4	1 + 5	5 + 1	2 + 7	7 + 2	6 + 3	3 + 6	1 + 5	4 + 2	5 + 1	4 + 2
2 + 4	2 + 4	5 + 1	5 + 1	6 + 1	1 + 6	4 + 3	3 + 4	1 + 5	3 + 3	3 + 3	2 + 4
4 + 2	1 + 5	5 + 1	1 + 5	4 + 3	4 + 1	2 + 3	5 + 2	3 + 3	1 + 5	4 + 2	2 + 4
3 + 3	2 + 4	2 + 4	1 + 5	2 + 5	3 + 2	3 + 2	6 + 1	3 + 3	5 + 1	5 + 1	3 + 3
3 + 3	1 + 5	5 + 1	2 + 4	1 + 6	5 + 2	4 + 3	4 + 3	5 + 1	2 + 4	3 + 3	5 + 1
5 + 1	5 + 1	3 + 3	5 + 1	1 + 6	5 + 2	5 + 2	4 + 3	1 + 5	3 + 3	2 + 4	4 + 2
4 + 2	3 + 3	2 + 4	5 + 4	1 + 6	5 + 2	5 + 2	3 + 4	7 + 2	1 + 5	1 + 5	3 + 3
4 + 2	4 + 2	3 + 6	5 + 4	1 + 6	2 + 5	1 + 6	5 + 2	2 + 7	2 + 7	5 + 1	5 + 1
3 + 3	4 + 2	4 + 5	3 + 6	5 + 1	6 + 1	2 + 5	2 + 4	8 + 1	6 + 3	3 + 3	3 + 3
4 + 2	3 + 3	5 + 1	1 + 5	1 + 5	6 + 2	1 + 7	5 + 1	5 + 1	3 + 3	5 + 1	3 + 3
4 + 2	3 + 3	5 + 1	2 + 4	3 + 5	3 + 7	2 + 8	3 + 5	4 + 2	5 + 1	3 + 3	5 + 1
2 + 4	2 + 4	2 + 4	2 + 4	2 + 4	1 + 9	3 + 7	5 + 1	2 + 4	5 + 1	3 + 3	4 + 2

Tip: color lightly with crayons or colored pencils. What picture did you make? _____

Art © Kevin Coulston

COLORING PAGES · GRADES 3–4

Color by Multiplication: Butterfly



Solve the multiplication fact in each square. Color the square the color for its product.

Name: _____ **Date:** _____

Color key

- 24 = leave white
- 12 = purple
- 18 = yellow
- 36 = brown
- 20 = blue
- 30 = orange

3 × 8	3 × 8	3 × 8	3 × 8	4 × 6	4 × 9	8 × 3	9 × 4	8 × 3	3 × 8	6 × 4	4 × 6	6 × 4
3 × 8	6 × 2	4 × 3	2 × 6	3 × 8	8 × 3	9 × 4	4 × 6	4 × 6	3 × 4	2 × 6	3 × 4	3 × 8
3 × 4	2 × 6	3 × 6	4 × 3	3 × 4	3 × 8	4 × 9	6 × 4	2 × 6	4 × 3	3 × 6	3 × 4	6 × 2
4 × 3	9 × 2	9 × 2	3 × 6	6 × 2	2 × 6	4 × 9	4 × 3	4 × 3	6 × 3	6 × 3	6 × 3	4 × 3
2 × 6	3 × 4	2 × 9	3 × 4	3 × 4	3 × 4	6 × 6	6 × 2	4 × 3	2 × 6	6 × 3	3 × 4	6 × 2
8 × 3	4 × 3	2 × 6	4 × 3	3 × 4	3 × 4	9 × 4	3 × 4	2 × 6	2 × 6	3 × 4	2 × 6	3 × 8
4 × 6	8 × 3	2 × 6	6 × 2	2 × 6	6 × 2	6 × 6	4 × 3	4 × 3	4 × 3	4 × 3	8 × 3	3 × 8
6 × 4	4 × 5	4 × 5	5 × 4	4 × 5	5 × 4	6 × 6	4 × 5	5 × 4	4 × 5	4 × 5	4 × 5	6 × 4
5 × 4	4 × 5	6 × 5	4 × 5	5 × 4	4 × 5	6 × 6	4 × 5	4 × 5	5 × 4	5 × 6	4 × 5	5 × 4
4 × 5	4 × 5	4 × 5	4 × 5	5 × 4	8 × 3	9 × 4	4 × 6	4 × 5	5 × 4	5 × 4	4 × 5	5 × 4
6 × 4	5 × 4	5 × 4	4 × 5	6 × 4	3 × 8	9 × 4	6 × 4	6 × 4	4 × 5	4 × 5	4 × 5	4 × 6

Tip: color lightly with crayons or colored pencils. What picture did you make? _____

Art © Kevin Coulston

COLORING PAGES · GRADES 3–5

Color by Part of Speech: Sailboat



Read the word in each square. Is it a noun, verb, adjective, pronoun or adverb? Color it to match the key.

Name: _____ **Date:** _____

Color key

- adverb = leave white
- noun = red
- adjective = brown
- verb = green
- pronoun = blue

very	often	very	softly	today	shiny	loudly	often	gladly	slowly	soon	very
slowly	today	never	loudly	soon	soft	friend	very	today	quickly	often	often
very	often	gladly	slowly	today	cold	ocean	shoe	slowly	slowly	slowly	often
very	softly	softly	soon	friend	shiny	pencil	ocean	city	softly	often	softly
loudly	today	never	teacher	cloud	cold	cloud	cloud	cloud	tree	gladly	softly
softly	loudly	garden	apple	tree	happy	city	shoe	apple	kitten	apple	soon
very	apple	shoe	river	kitten	green	city	friend	house	apple	pencil	often
gladly	gladly	soon	never	quickly	tiny	today	gladly	loudly	quickly	slowly	today
read	throw	eat	sing	swim	sing	jump	eat	run	build	run	throw
soon	laugh	eat	climb	sing	write	climb	jump	run	climb	read	softly
quickly	never	sing	laugh	sing	climb	draw	laugh	run	read	very	gladly
it	I	I	them	you	they	it	I	we	you	they	we

Tip: color lightly with crayons or colored pencils. What picture did you make? _____

Art © Kevin Coulston

Shapes Bingo

Listen for the shape name. Find the shape on your card and cover it. Three in a row is bingo!



BINGO — Card 1

circle	diamond	rectangle
oval	FREE	heart
star	triangle	hexagon

BINGO — Card 2

moon	star	square
oval	FREE	triangle
circle	rectangle	diamond

Art © Kevin Coulston

Shapes Bingo

Listen for the shape name. Find the shape on your card and cover it. Three in a row is bingo!



BINGO — Card 3

diamond	square	triangle
hexagon	FREE	circle
rectangle	oval	star

BINGO — Card 4

diamond	square	hexagon
triangle	FREE	star
moon	heart	rectangle

Art © Kevin Coulston

Shapes Bingo

Listen for the shape name. Find the shape on your card and cover it. Three in a row is bingo!



BINGO — Card 5

hexagon	circle	rectangle
square	FREE	oval
diamond	heart	moon

BINGO — Card 6

moon	square	heart
rectangle	FREE	hexagon
oval	diamond	star

Art © Kevin Coulston

Shapes Bingo

Listen for the shape name. Find the shape on your card and cover it. Three in a row is bingo!



BINGO — Card 7

hexagon	heart	star
triangle	FREE	oval
moon	circle	rectangle

BINGO — Card 8

oval	triangle	circle
rectangle	FREE	hexagon
square	star	heart

Art © Kevin Coulston

Number Bingo: 1 to 20

The caller shows ten frames. Count the dots, then find that number on your card and cover it. Four in a row wins!



BINGO			Card 1
6	4	5	10
17	11	3	13
15	14	19	1
8	16	12	7

BINGO			Card 2
4	3	16	2
10	20	1	13
7	17	6	8
12	14	19	11

Art © Kevin Coulston

Number Bingo: 1 to 20

The caller shows ten frames. Count the dots, then find that number on your card and cover it. Four in a row wins!



BINGO			Card 3
15	1	5	11
10	20	16	7
8	19	14	3
12	2	17	6

BINGO			Card 4
4	12	19	5
11	1	15	16
17	14	8	10
6	3	13	18

Art © Kevin Coulston

Number Bingo: 1 to 20

The caller shows ten frames. Count the dots, then find that number on your card and cover it. Four in a row wins!



BINGO			Card 5
6	18	17	19
20	2	13	4
9	11	15	16
12	7	14	1

BINGO			Card 6
11	6	20	19
9	1	7	13
8	3	16	15
18	12	4	17

Art © Kevin Coulston

Number Bingo: 1 to 20

The caller shows ten frames. Count the dots, then find that number on your card and cover it. Four in a row wins!



BINGO			Card 7
9	13	19	4
14	20	11	12
8	10	16	7
18	1	5	17

BINGO			Card 8
4	6	2	18
17	7	19	12
9	5	20	14
11	1	16	10

Art © Kevin Coulston

Addition Facts Bingo

The caller reads an addition fact. Work out the sum and cover it on your card. Four in a row wins!



BINGO			Card 1
9	12	4	8
15	18	3	14
11	7	13	10
16	5	2	6

BINGO			Card 2
11	2	4	8
10	16	14	6
17	13	18	3
7	9	12	5

Art © Kevin Coulston

Addition Facts Bingo

The caller reads an addition fact. Work out the sum and cover it on your card. Four in a row wins!



BINGO			Card 3
16	3	7	17
5	2	12	13
18	8	6	15
10	4	11	14

BINGO			Card 4
2	18	17	10
13	16	5	6
4	7	15	11
9	12	3	8

Art © Kevin Coulston

Addition Facts Bingo

The caller reads an addition fact. Work out the sum and cover it on your card. Four in a row wins!



BINGO			Card 5
10	4	13	3
14	8	7	2
6	16	12	15
18	9	17	5

BINGO			Card 6
6	4	11	12
18	14	10	15
5	8	3	13
7	9	17	16

Art © Kevin Coulston

Addition Facts Bingo

The caller reads an addition fact. Work out the sum and cover it on your card. Four in a row wins!



BINGO — Card 7

15	3	8	10
17	2	16	13
6	4	11	12
14	5	9	7

BINGO — Card 8

14	3	11	16
5	8	10	17
15	12	2	4
18	6	9	13

Art © Kevin Coulston

Multiplication Bingo

The caller reads a multiplication fact. Find the product on your card and cover it. Five in a row wins!



BINGO				Card 1
4	15	56	63	27
12	14	20	24	40
30	32	FREE	45	35
28	64	18	21	6
8	54	48	9	16

BINGO				Card 2
8	63	40	9	16
28	20	12	21	6
81	15	FREE	49	64
25	36	27	32	4
42	54	10	45	30

Art © Kevin Coulston

Multiplication Bingo

The caller reads a multiplication fact. Find the product on your card and cover it. Five in a row wins!



BINGO				Card 3
14	16	42	9	64
24	40	48	35	21
45	30	FREE	4	56
32	36	6	20	25
54	10	81	49	27

BINGO				Card 4
4	40	48	56	18
12	27	35	16	21
20	8	FREE	15	54
9	32	30	25	64
45	28	14	63	81

Art © Kevin Coulston

Multiplication Bingo

The caller reads a multiplication fact. Find the product on your card and cover it. Five in a row wins!



BINGO				Card 5
36	14	64	18	49
9	21	6	54	16
32	40	FREE	8	12
27	56	45	10	15
63	20	25	81	48

BINGO				Card 6
30	8	10	4	9
40	14	16	18	20
42	21	FREE	36	12
35	48	64	24	6
45	54	56	32	81

Art © Kevin Coulston

Multiplication Bingo

The caller reads a multiplication fact. Find the product on your card and cover it. Five in a row wins!



BINGO				Card 7
27	32	25	18	36
54	81	64	40	21
48	45	FREE	9	6
20	12	28	14	49
8	16	10	30	15

BINGO				Card 8
48	10	15	8	40
4	63	64	49	18
21	30	FREE	16	9
54	6	32	12	25
81	36	45	20	28

Art © Kevin Coulston

Word Meaning Bingo

The caller reads what a word means. Find the word on your card and cover it. Five in a row wins!



BINGO — Card 1

stubborn	enormous	damp	rapid	ancient
delighted	peculiar	silent	gloomy	nervous
tiny	glance	FREE	munch	brave
exhausted	scurry	chilly	furious	sturdy
vanish	whisper	timid	drowsy	curious

BINGO — Card 2

ancient	fragile	tiny	giggle	enormous
rapid	soar	generous	delighted	peculiar
vanish	shiver	FREE	damp	timid
glance	silent	whisper	munch	drowsy
nervous	exhausted	hilarious	sturdy	gloomy

Art © Kevin Coulston

Word Meaning Bingo

The caller reads what a word means. Find the word on your card and cover it. Five in a row wins!



BINGO — Card 3

soar	giggle	rapid	brave	tiny
furious	hilarious	curious	damp	stubborn
shiver	drowsy	FREE	peculiar	fragile
silent	delighted	timid	chilly	whisper
ancient	nervous	generous	gloomy	munch

BINGO — Card 4

delighted	silent	glance	shiver	gloomy
whisper	ancient	munch	nervous	peculiar
generous	chilly	FREE	tiny	timid
giggle	furious	sturdy	exhausted	stubborn
vanish	hilarious	brave	scurry	rapid

Art © Kevin Coulston

Word Meaning Bingo

The caller reads what a word means. Find the word on your card and cover it. Five in a row wins!



BINGO — Card 5

delighted	scurry	stubborn	drowsy	tiny
silent	gloomy	brave	shiver	ancient
hilarious	timid	FREE	fragile	nervous
munch	peculiar	generous	glance	damp
enormous	exhausted	furious	curious	soar

BINGO — Card 6

glance	furious	enormous	delighted	rapid
silent	whisper	peculiar	scurry	ancient
timid	nervous	FREE	vanish	chilly
tiny	shiver	damp	drowsy	giggle
stubborn	sturdy	exhausted	soar	hilarious

Art © Kevin Coulston

Word Meaning Bingo

The caller reads what a word means. Find the word on your card and cover it. Five in a row wins!



BINGO — Card 7

tiny	enormous	nervous	shiver	brave
soar	hilarious	drowsy	curious	glance
exhausted	vanish	FREE	damp	sturdy
giggle	furious	fragile	timid	ancient
stubborn	peculiar	delighted	silent	scurry

BINGO — Card 8

whisper	giggle	timid	soar	silent
stubborn	curious	ancient	fragile	rapid
glance	munch	FREE	enormous	furious
damp	peculiar	sturdy	shiver	tiny
generous	hilarious	delighted	scurry	brave

Art © Kevin Coulston

CUT-AND-PASTE SORTS · GRADES K–1

Shape Sort: Cut and Paste

Cut out the cards. Glue each shape under its name.

Name: _____ **Date:** _____



Circles	Squares	Triangles
Glue here	Glue here	Glue here

✂ **Cut on the dashed lines**

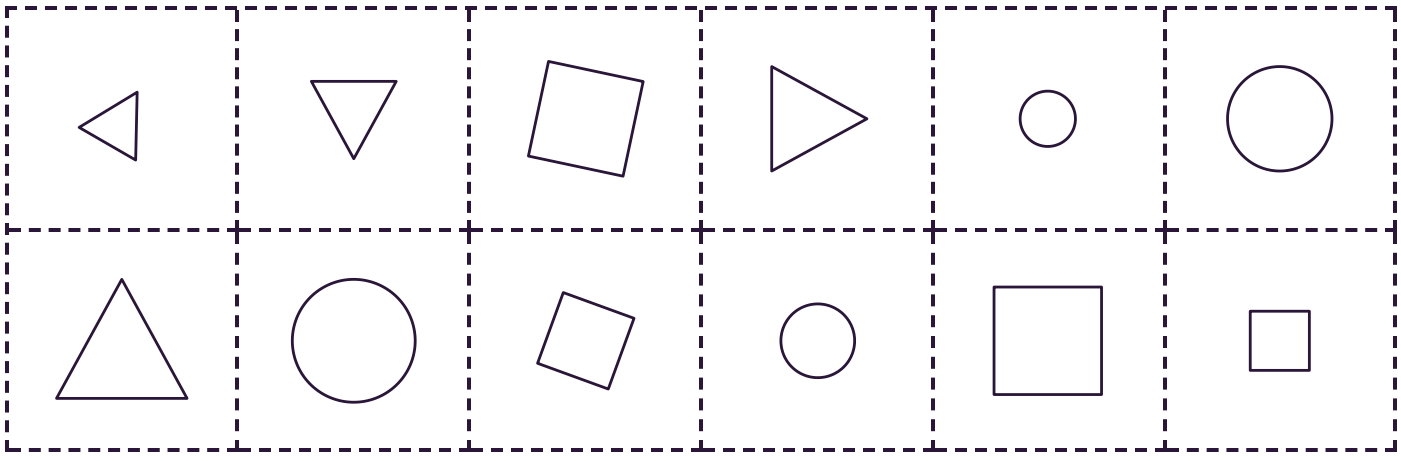

Art © Kevin Coulston

CUT-AND-PASTE SORTS · GRADES K–1

Less Than 5 or More Than 5?

Cut out the cards. Count the dots. Glue each card where it belongs.



Name: _____ **Date:** _____

Less than 5

Glue here

More than 5

Glue here

✂ **Cut on the dashed lines**

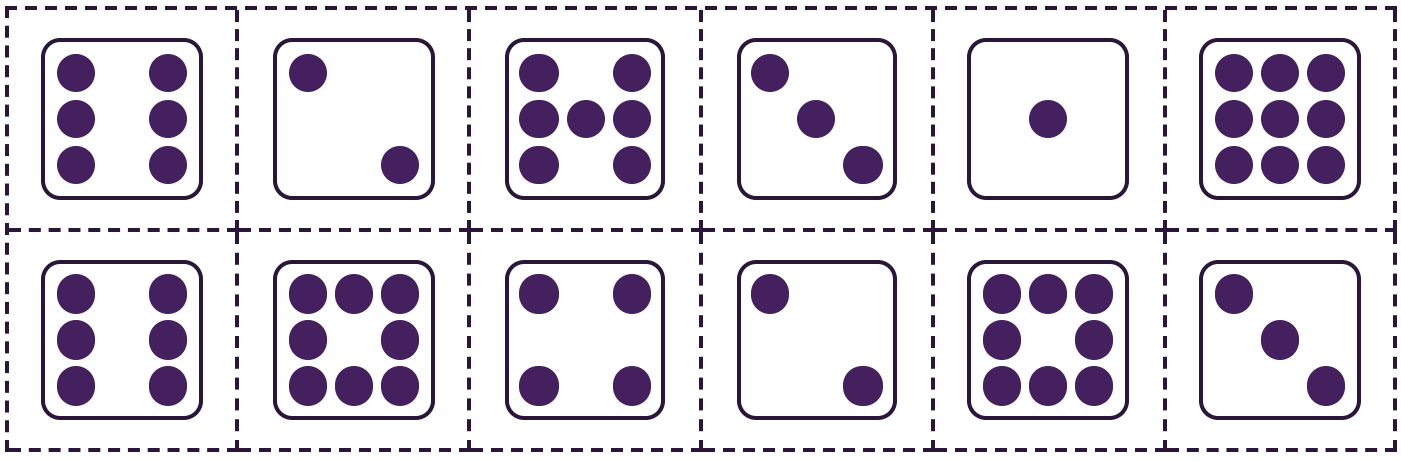

Art © Kevin Coulston

CUT-AND-PASTE SORTS · GRADES 1–2

Land, Water or Air? Animal Sort



Cut out the cards. Where does each animal move around most: on land, in the water or in the air? Glue it there.

Name: _____ **Date:** _____

Land	Water	Air
Glue here	Glue here	Glue here

✂ Cut on the dashed lines

owl	 lion	 bee	 elephant	butterfly	 seahorse
rabbit	horse	crab	whale	 bird	octopus

Art © Kevin Coulston

CUT-AND-PASTE SORTS · GRADES 1–3

Odd or Even? Number Sort



Cut out the numbers. Even numbers can be split into 2 equal groups. Glue each number under Odd or Even.

Name: _____ **Date:** _____

Odd	Even
Glue here	Glue here

✂ Cut on the dashed lines

20	6	12	14	7	8
3	1	11	10	19	15

Art © Kevin Coulston

CUT-AND-PASTE SORTS · GRADES 2–3

Noun, Verb or Adjective? Word Sort

Cut out the words. Glue each one under noun, verb or adjective.

Name: _____ **Date:** _____



Noun	Verb	Adjective
Glue here	Glue here	Glue here

Noun: a person, place or thing. Verb: an action. Adjective: describes a noun.

✂ **Cut on the dashed lines**

teacher	write	dog	soft	school	pencil
jump	green	happy	run	tall	sing

Art © Kevin Coulston

MAZES & PUZZLES · GRADES K–1

Big Easy Maze

Help the corgi find the way. Draw a line from Start to Finish without crossing a wall.

Name: _____ **Date:** _____



Start ↓

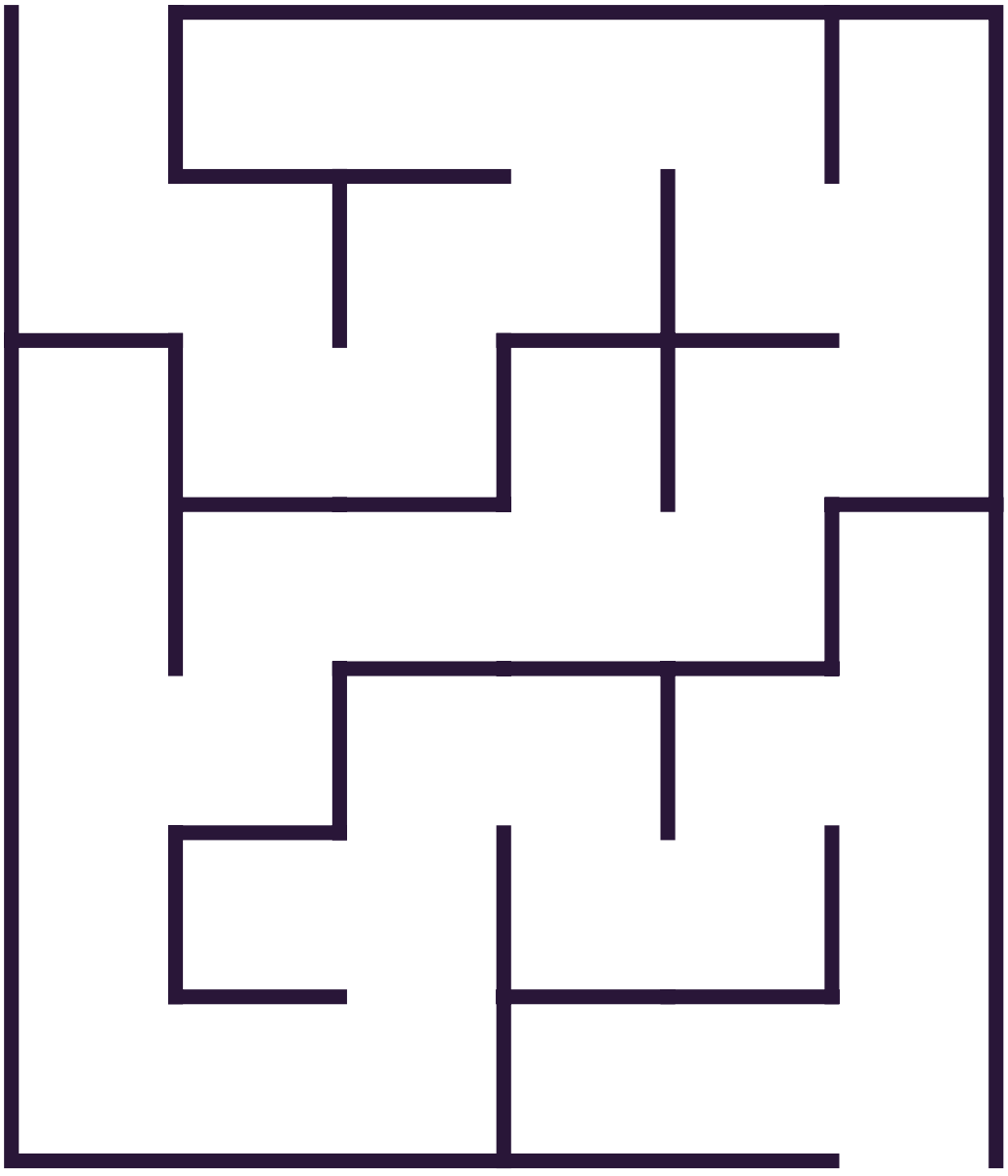

Finish

Art © Kevin Coulston

MAZES & PUZZLES · GRADES K–1

ABC Path Puzzle

Start at A. Color the B next to it, then C, and keep going in ABC order to T. Move up, down or sideways.

Name: _____ **Date:** _____



A	B	C	D	Q	T
O	E	F	E	L	S
H	G	G	H	I	R
G	L	E	Q	J	Q
N	J	B	L	K	P
D	L	E	M	N	O

The A is in the top left corner. The path ends at T. Tip: say the alphabet out loud as you go.

Art © Kevin Coulston

MAZES & PUZZLES · GRADES 1–3

Medium Maze

Find the way from Start to Finish. Try it with your finger first, then draw the line.

Name: _____ **Date:** _____



Start ↓

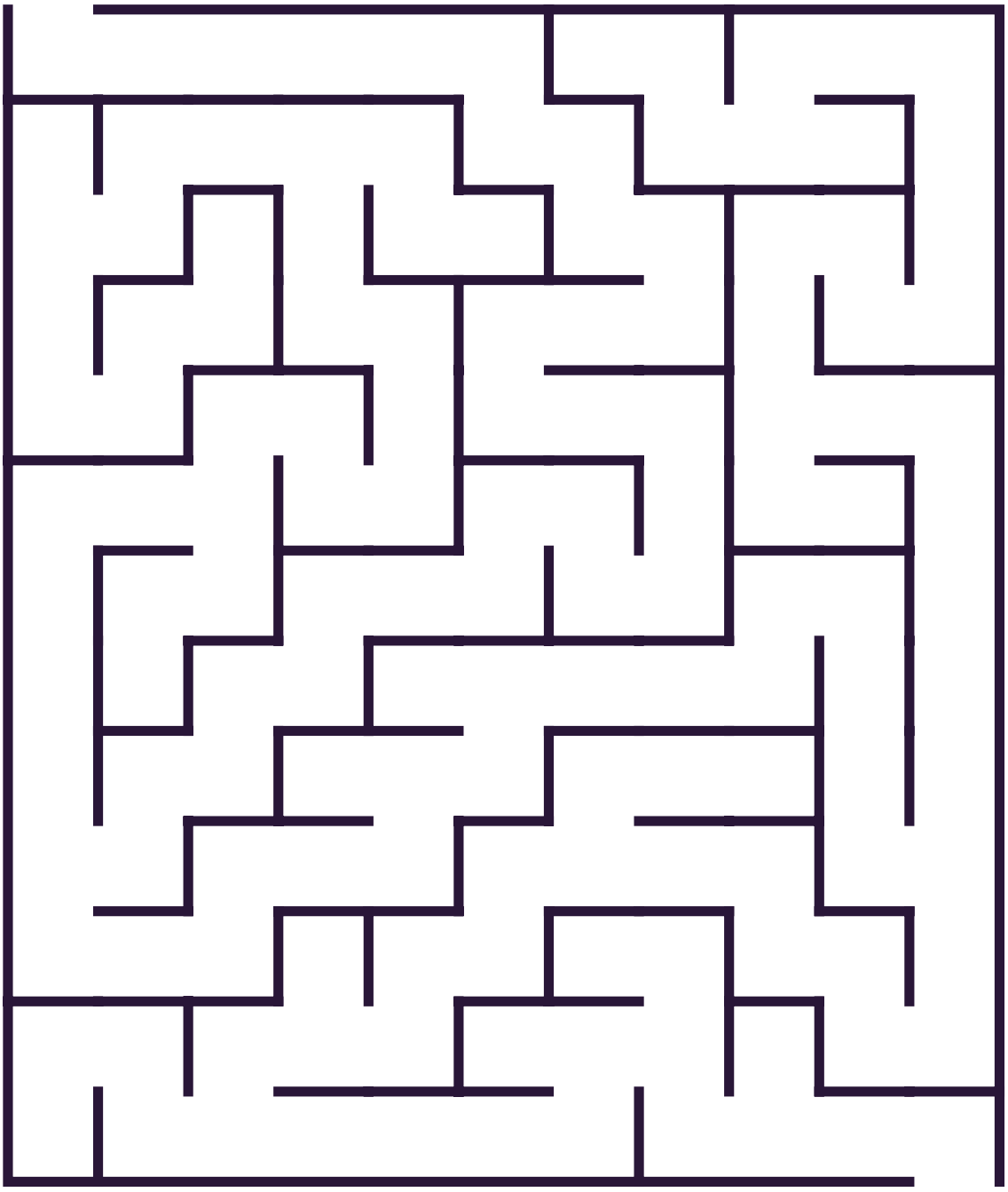

Finish

Art © Kevin Coulston

MAZES & PUZZLES · GRADES 3–5

Giant Maze

Can you find the only way through this giant maze? Use a pencil so you can erase.

Name: _____ **Date:** _____



Start ↓

Finish

Art © Kevin Coulston

MAZES & PUZZLES · GRADES 3–5

Number Path Puzzles

Go from the top left square to the bottom right square, moving only right or down. Find the one path that adds up to the target.

Name: _____ **Date:** _____



3	5	4	6
9	6	8	8
2	9	7	7
1	6	6	2

Puzzle 1 · 4 by 4 · Target: 29

Start at the top left and end at the bottom right. Only move → or ↓.

My path: _____

Total: _____

5	8	8	2	2
2	1	9	6	7
5	6	6	1	8
4	9	5	1	2
9	2	3	4	3

Puzzle 2 · 5 by 5 · Target: 29

Start at the top left and end at the bottom right. Only move → or ↓.

My path: _____

Total: _____

5	7	2	4	6	8
7	3	3	4	1	6
9	5	1	2	7	4
6	3	1	1	6	9
9	8	6	1	6	5
3	8	1	6	9	4

Puzzle 3 · 6 by 6 · Target: 58

Start at the top left and end at the bottom right. Only move → or ↓.

My path: _____

Total: _____

Art © Kevin Coulston

MATCHING & MEMORY · GRADES K–1

Character Memory Match



Cut out the 16 cards. Mix them up face down. Take turns turning over two cards. Find a match and you keep it!

Name: _____ **Date:** _____



How to play: cut out the cards and mix them up face down. Take turns flipping two. A match? Keep it and go again. The player with the most pairs wins.

Art © Kevin Coulston

MATCHING & MEMORY · GRADES K–1

Uppercase and Lowercase Memory Match



Cut out the cards. Play memory: a match is a big letter and its small letter, like A and a.

Name: _____ **Date:** _____

A	h	q	B
r	d	G	E
g	Q	e	a
R	b	D	H

How to play: cut out the cards and mix them up face down. Take turns flipping two. A match? Keep it and go again. The player with the most pairs wins.

Art © Kevin Coulston

MATCHING & MEMORY · GRADES 1–2

Rhyming Words Memory Match

Cut out the cards. Play memory: a match is two words that rhyme, like cat and hat. Read both words out loud!



Name: _____ **Date:** _____

frog	goat	moon	king
bee	boat	lake	run
log	tree	ring	hat
spoon	sun	cat	cake

How to play: cut out the cards and mix them up face down. Take turns flipping two. A match? Keep it and go again. The player with the most pairs wins.

Art © Kevin Coulston

MATCHING & MEMORY · GRADES 2–3

Compound Word Match

Draw a line to join the two halves of each compound word. Then write the new word on the line.

Name: _____ **Date:** _____



1	sun	man
2	rain	flower
3	foot	brush
4	star	fly
5	cup	fish
6	tooth	ball
7	snow	bow
8	butter	cake

Write the compound words

1. _____ 2. _____

3. _____ 4. _____

5. _____ 6. _____

7. _____ 8. _____

Art © Kevin Coulston

MATCHING & MEMORY · GRADES 2–3

Contractions Memory Match



Cut out the cards. Play memory: match the two words with their contraction, like do not and don't.

Name: _____ **Date:** _____

don't	do not	she'll	it's
I'm	I am	cannot	is not
she will	they've	we are	can't
it is	isn't	they have	we're

How to play: cut out the cards and mix them up face down. Take turns flipping two. A match? Keep it and go again. The player with the most pairs wins.

Art © Kevin Coulston

SCAVENGER HUNTS · GRADES K–1

Classroom Shape Scavenger Hunt



Walk around the classroom. Find something shaped like each shape. Draw it in the box.

Name: _____ **Date:** _____

A circle

I found: _____

A square

I found: _____

A triangle

I found: _____

A rectangle

I found: _____

An oval

I found: _____

A star

I found: _____

Art © Kevin Coulston

SCAVENGER HUNTS · GRADES K–2

Nature Scavenger Hunt



Go outside with a grown-up. Check the box when you find each thing.

Name: _____ **Date:** _____

- [ ] a leaf
- [ ] a rock
- [ ] a stick
- [ ] a flower
- [ ] something smooth
- [ ] something rough
- [ ] something green
- [ ] a cloud shape
- [ ] a bug (look, don't touch!)
- [ ] something tiny
- [ ] a seed or a nut
- [ ] a feather

Draw your favorite thing you found.

Art © Kevin Coulston

SCAVENGER HUNTS · GRADES 1–2

Alphabet Scavenger Hunt

Find something in the room (or at home) that starts with each letter. Write it on the line.

Name: _____ **Date:** _____



A	_____	N	_____
B	_____	O	_____
C	_____	P	_____
D	_____	Q	_____
E	_____	R	_____
F	_____	S	_____
G	_____	T	_____
H	_____	U	_____
I	_____	V	_____
J	_____	W	_____
K	_____	X	_____
L	_____	Y	_____
M	_____	Z	_____

Art © Kevin Coulston

SCAVENGER HUNTS · GRADES 2–4

Book Scavenger Hunt

Pick any book. Hunt through it to find each thing. Write what you find on the line.



Name: _____ **Date:** _____

The title of your book

_____

The author's name

_____

A word with three syllables

_____

A word you don't know (look it up!)

_____

The name of a character

_____

A word that describes a character

_____

A sentence that ends with a question mark

_____

A place where part of the story happens

_____

A compound word

_____

Your favorite sentence on page 10

_____

Art © Kevin Coulston

SCAVENGER HUNTS · GRADES 3–5

Measurement Scavenger Hunt

Find something to match each clue. Estimate how long it is first, then measure it with a ruler.



Name: _____ **Date:** _____

Find something…	What I found	My estimate	I measured
about 1 inch long			
about 6 inches long			
about 1 foot long			
longer than your arm			
about 10 centimeters long			
shorter than your pencil			
taller than your desk			
as wide as a door			

Write the unit every time: in. for inches, ft. for feet, cm for centimeters. How close were your estimates?

Art © Kevin Coulston

EARLY FINISHERS · KINDERGARTEN

Kindergarten Early Finisher Page

Done early? Try these quiet puzzles on your own.

Name: _____ **Date:** _____



1 **Count the stars. Write the number.**



How many? ☐

2 **What comes next? Draw it.**



3 **Circle the one that is different.**



4 **Trace the paths from the dots to the stars.**

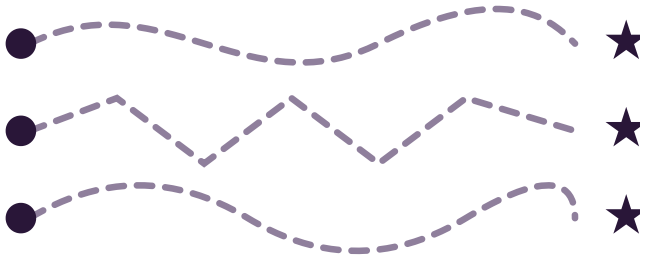

5 **Draw a silly monster with 3 eyes and 4 legs.**

Art © Kevin Coulston

EARLY FINISHERS · GRADE 1

1st Grade Early Finisher Page

Done early? Try these puzzles on your own, then find a friend for tic-tac-toe.

Name: _____ **Date:** _____



1 Fill in the missing numbers.

11	12	☐	14	☐	16
30	☐	50	60	☐	80
☐	19	18	☐	16	15

2 Unscramble the animal words.

TCA	It says meow.	_____
OGD	It says woof.	_____
GIP	It says oink.	_____
WOC	It says moo.	_____

3 Write a word that rhymes.

cat	rhymes with	_____
sun	rhymes with	_____
bed	rhymes with	_____
top	rhymes with	_____

4 Tic-tac-toe with a friend.

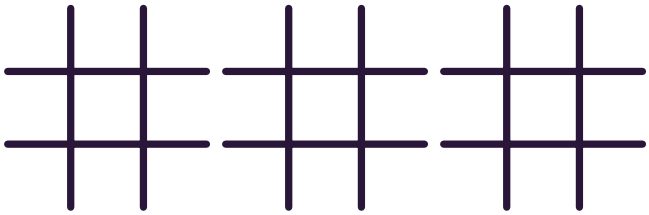

5 Draw your favorite food. What color is it?

Art © Kevin Coulston

EARLY FINISHERS · GRADE 2

2nd Grade Early Finisher Page

Done early? Crack the code, climb the word ladder and build the number pyramid.



Name: _____ **Date:** _____

1 **Crack the code to read the joke. A = 1, B = 2, C = 3 ...**

What do you call a sleeping dinosaur?

A 1	B 2	C 3	D 4	E 5	F 6	G 7	H 8	I 9	J 10	K 11	L 12	M 13
N 14	O 15	P 16	Q 17	R 18	S 19	T 20	U 21	V 22	W 23	X 24	Y 25	Z 26

___ ___ ___ ___ ___ ___

1 4 9 14 15 19

___ ___ ___ ___

14 15 18 5

2 **Word ladder: change one letter each step.**

C A T

_____ a small bed

_____ a tiny spot

D O G

3 **Number pyramid: each brick is the sum of the two bricks under it.**

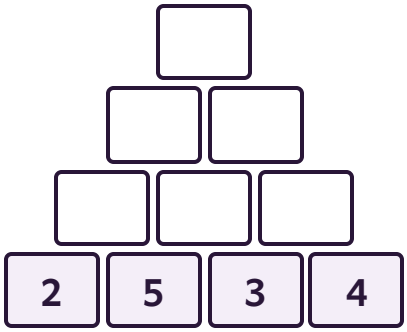

4 **Design a new flag for your classroom.**

Art © Kevin Coulston

EARLY FINISHERS · GRADE 3

3rd Grade Early Finisher Page

Done early? Pick any puzzle on this page. Try to finish them all by Friday!

Name: _____ **Date:** _____



1 Unscramble the school words.

LIENPC You write with it. _____

RRELU You measure with it. _____

OKBO You read it. _____

DSKE You sit at it. _____

2 Magic square: every row, column and diagonal adds up to 15. Fill in the missing numbers.

2		6
	5	
		8

3 Solve each fact. Find its letter to answer the riddle.

What has to be broken before you can use it?

12 = E 27 = N 32 = R 35 = G 36 = T

42 = A

7×6	9×3	6×2	7×5	5×7

4 Would you rather have a pet dragon or a pet robot? Tell why.

Art © Kevin Coulston

EARLY FINISHERS · GRADES 4–5

4th and 5th Grade Early Finisher Page



Done early? These puzzles take some real thinking. Work in pencil.

Name: _____ **Date:** _____

1 **Sudoku: use the numbers 1 to 6 once in each row, column and box.**

	1	5	2		
6		2	5	1	
	5				
4	2		6		
	6			3	2
			4	6	

2 **Number pyramid: each brick is the sum of the two bricks under it.**

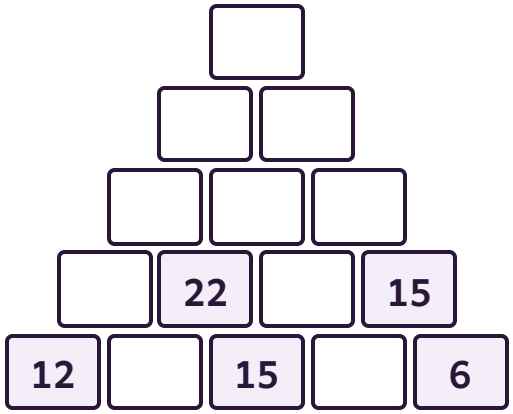

3 **How many words can you make from the letters in CLASSROOM?**

CLASSROOM

4 **Crack the code to answer the riddle. A = 26, B = 25, C = 24 ...**

What has keys but cannot open a single lock?

___	___	___	___	___	___
26	11	18	26	13	12

Art © Kevin Coulston

LOGIC PUZZLES · GRADES 2–3

First Logic Grid Puzzles



Read the clues. Put an X in a box when the answer is no, and an O when it is yes. Each person has just one.

Name: _____ **Date:** _____

Puzzle 1: Who has which pet?

	cat	dog	fish
Ava			
Ben			
Cara			

Clues

1. Ben's pet has no fur.
2. Ava's pet does not bark.

Answers

Ava: _____ **Ben:** _____

Cara: _____

Puzzle 2: Who plays which sport?

	soccer	swimming	tennis
Dev			
Eli			
Fay			

Clues

1. Fay needs a pool for her sport.
2. Dev does not use a racket.

Answers

Dev: _____ **Eli:** _____

Fay: _____

Art © Kevin Coulston

LOGIC PUZZLES · GRADES 2–3

Mini Sudoku Puzzles

Write 1, 2, 3 or 4 in each empty square. Each row, each column and each thick box has each number once.

Name: _____ **Date:** _____



Puzzle 1

	3		
2	4		
		4	
4		3	2

Puzzle 2

3	4		
2	3	1	4
		3	

Puzzle 3

3	2		
4			
2			
1		2	4

Puzzle 4

	4		
1			3
			4
4	1		2

Art © Kevin Coulston

LOGIC PUZZLES · GRADES 3–5

Brain Teaser Riddles

Think carefully: the answer is often not what it seems! Write your answer on the line.



Name: _____ **Date:** _____

What has hands but cannot clap?

_____

What has to be broken before you can use it?

_____

What gets wetter the more it dries?

_____

What goes up but never comes down?

_____

What has a neck but no head?

_____

I am full of holes, but I can still hold water. What am I?

_____

What has many teeth but cannot bite?

_____

What comes once in a minute, twice in a moment and never in a thousand years?

_____

You have 3 apples and you take away 2. How many apples do you have?

_____

What can you catch but never throw?

_____

Art © Kevin Coulston

LOGIC PUZZLES · GRADES 3–5

Mystery Number Riddles



Read each clue. Use the hundred chart in your head (or on paper) to find the mystery number.

Name: _____ **Date:** _____

1. I am a two-digit number. My tens digit is 4. My ones digit is 2 more than my tens digit. ☐

2. I am between 20 and 30. I am even. My digits add up to 10. ☐

3. I am a two-digit number less than 50. I am a multiple of 9. My tens digit is 3. ☐

4. I am a two-digit odd number. My tens digit is double my ones digit. I am more than 50. ☐

5. I am a three-digit number. My hundreds digit is 7, my tens digit is 0, and my ones digit is the number of sides on a triangle. ☐

6. I am a multiple of 5 between 60 and 80. My digits add up to 12. ☐

7. You say me when you count by 10s. I am more than 80 and less than 100. ☐

8. I am a two-digit number made by multiplying a number by itself. My digits add up to 13. ☐

Art © Kevin Coulston

LOGIC PUZZLES · GRADES 4–5

Logic Grid: After-School Clubs

Read the clues. Put an X when the answer is no and an O when it is yes. Each person has just one, and no two people share.



Name: _____ **Date:** _____

Puzzle 1: Who is in which club?

	art	chess	coding	drama
Gus				
Hana				
Ivy				
Jon				

Clues

1. Hana is not in the chess club or the coding club.
2. Gus and Ivy are not in the drama club.
3. Jon is in the coding club or the chess club.
4. Ivy is not in the chess club or the art club.
5. Gus is not in the coding club.

Answers

Gus: _____ **Hana:** _____

Ivy: _____ **Jon:** _____

Puzzle 2: Who ate which lunch?

	pizza	soup	tacos	salad
Kim				
Leo				
Max				
Nia				

Clues

1. Kim and Leo did not eat soup.
2. Nia ate tacos.
3. Leo did not eat pizza.

Answers

Kim: _____ **Leo:** _____

Max: _____ **Nia:** _____

Art © Kevin Coulston

ANSWER KEY · WORD SEARCHES · FOR GROWN-UPS

Answer Key: Ocean Animals Word Search



Find the 10 ocean animals. The words go across or down. Cross each word off the list when you find it.

M	E	P	P	U	U	Y	F	C	K
E	O	N	W	H	A	L	E	L	N
S	F	I	S	H	A	R	K	A	O
R	E	E	L	C	R	A	B	M	I
O	T	S	Q	U	I	D	O	R	U
M	S	C	S	S	E	A	L	A	F
H	R	T	I	C	I	O	I	K	O
P	G	I	D	A	T	W	S	I	R
I	N	M	O	C	T	O	P	U	S
N	Y	S	H	R	I	M	P	R	A

Find these 10 words · Words go across → or down ↓.

- ☐ CLAM
- ☐ CRAB
- ☐ EEL
- ☐ FISH
- ☐ OCTOPUS
- ☐ SEAL
- ☐ SHARK
- ☐ SHRIMP
- ☐ SQUID
- ☐ WHALE

Art © Kevin Coulston

ANSWER KEY · WORD SEARCHES · FOR GROWN-UPS

Answer Key: Classroom Supplies Word Search

Find the 12 things you use at school. The words go across or down.



T	O	E	R	Y	G	T	E	E	T	T
S	T	T	C	R	D	T	A	R	S	L
T	A	P	E	U	E	O	S	A	C	L
B	E	R	O	L	S	E	H	A	I	N
O	G	L	U	E	K	A	E	C	S	K
O	H	E	E	R	R	N	O	H	S	D
K	K	M	A	R	K	E	R	A	O	R
P	A	P	E	R	I	N	O	I	R	Y
T	K	P	E	N	C	I	L	R	S	N
O	T	E	R	A	S	E	R	F	G	S
K	S	G	S	E	C	R	A	Y	O	N

Find these 12 words · Words go across → or down ↓.

- ☐ BOOK
- ☐ CHAIR
- ☐ CRAYON
- ☐ DESK
- ☐ ERASER
- ☐ GLUE
- ☐ MARKER
- ☐ PAPER
- ☐ PENCIL
- ☐ RULER
- ☐ SCISSORS
- ☐ TAPE

Art © Kevin Coulston

ANSWER KEY · WORD SEARCHES · FOR GROWN-UPS

Answer Key: Garden Bugs Word Search

Find the 12 garden bugs. Words go across, down or diagonally down.



M	U	L	A	D	Y	B	U	G	D	O	I
S	N	A	I	L	A	N	T	G	E	I	E
R	C	M	I	W	O	R	M	N	O	Y	S
S	O	R	B	A	F	E	I	L	N	E	F
P	B	E	I	C	O	K	L	I	O	U	I
I	E	E	A	C	Y	G	A	E	O	S	R
D	P	N	E	Y	K	R	M	O	T	H	E
E	R	B	U	T	T	E	R	F	L	Y	F
R	N	P	T	I	L	T	T	W	D	W	L
S	P	T	P	I	Y	E	N	B	A	G	Y
A	O	I	D	D	W	R	R	L	E	S	M
M	W	E	E	I	A	A	G	N	A	T	P

Find these 12 words · Words go across →, down ↓ or diagonally ↘. Never backwards.

- ☐ ANT
- ☐ BEETLE
- ☐ BUTTERFLY
- ☐ CRICKET
- ☐ FIREFLY
- ☐ GNAT
- ☐ LADYBUG
- ☐ MOTH
- ☐ SNAIL
- ☐ SPIDER
- ☐ WASP
- ☐ WORM

Art © Kevin Coulston

ANSWER KEY · WORD SEARCHES · FOR GROWN-UPS

Answer Key: Sports and Games Word Search

Find the 14 sports and games. Words go across, down, diagonally, and some go backwards!



N	O	B	U	I	N	I	E	R	S	I	G	N
S	O	C	C	E	R	Y	E	K	C	O	H	N
Y	W	Y	P	G	N	I	M	M	I	W	S	G
L	L	A	B	E	S	A	B	A	S	M	F	C
W	L	L	L	A	B	Y	E	L	L	O	V	R
E	S	M	I	W	K	T	I	R	K	G	B	L
T	K	S	S	C	O	F	L	O	G	U	O	G
A	A	R	I	K	G	N	I	K	I	B	W	N
R	T	B	N	E	B	Y	R	E	W	T	L	I
A	I	N	N	O	I	N	U	U	I	K	I	N
K	N	D	E	D	H	I	G	O	P	K	N	N
A	G	F	T	M	S	I	B	L	U	E	G	U
C	C	H	E	S	S	M	Y	C	A	E	L	R

Find these 14 words · Words go across, down and diagonally ↘, and some go backwards ← or up ↑.

- ☐ BASEBALL
- ☐ BIKING
- ☐ BOWLING
- ☐ CHESS
- ☐ GOLF
- ☐ HOCKEY
- ☐ KARATE
- ☐ RUGBY
- ☐ RUNNING
- ☐ SKATING
- ☐ SOCCER
- ☐ SWIMMING
- ☐ TENNIS
- ☐ VOLLEYBALL

Art © Kevin Coulston

ANSWER KEY · WORD SEARCHES · FOR GROWN-UPS

Answer Key: Musical Instruments Word Search

Find the 16 instruments. Words go in all 8 directions: across, down, up, backwards and every diagonal.



B	A	N	J	O	X	S	M	T	E	P	M	U	R	T
H	R	B	W	T	Y	E	E	R	S	R	O	T	L	G
A	B	U	T	E	L	A	H	N	O	R	L	E	T	P
G	H	A	R	M	O	N	I	C	A	S	L	K	A	K
S	I	T	N	O	P	T	K	R	S	B	E	H	N	O
I	C	E	T	N	H	E	R	K	P	C	C	H	I	L
O	R	N	G	O	O	E	W	E	V	I	O	L	I	N
Y	O	I	G	W	N	E	N	O	H	P	O	X	A	S
P	D	R	E	P	E	A	L	Y	S	P	R	A	H	E
E	R	A	N	K	G	H	I	U	G	R	G	W	L	O
T	U	L	U	C	U	G	S	P	N	N	R	E	U	N
U	M	C	F	B	I	E	U	K	U	L	E	L	E	I
L	S	W	A	I	T	K	K	R	K	R	O	I	T	U
F	O	U	S	E	A	T	R	O	M	B	O	N	E	M
R	T	A	R	Y	R	K	C	S	T	D	T	A	N	T

Find these 16 words · Words go in all 8 directions, even backwards and up.

- ☐ BANJO
- ☐ CELLO
- ☐ CLARINET
- ☐ DRUMS
- ☐ FLUTE
- ☐ GUITAR
- ☐ HARMONICA
- ☐ HARP
- ☐ PIANO
- ☐ SAXOPHONE
- ☐ TROMBONE
- ☐ TRUMPET
- ☐ TUBA
- ☐ UKULELE
- ☐ VIOLIN
- ☐ XYLOPHONE

Art © Kevin Coulston

ANSWER KEY · CROSSWORDS · FOR GROWN-UPS

Answer Key: Animal Babies Crossword

What do we call the baby? Use the word bank to fill in the crossword.



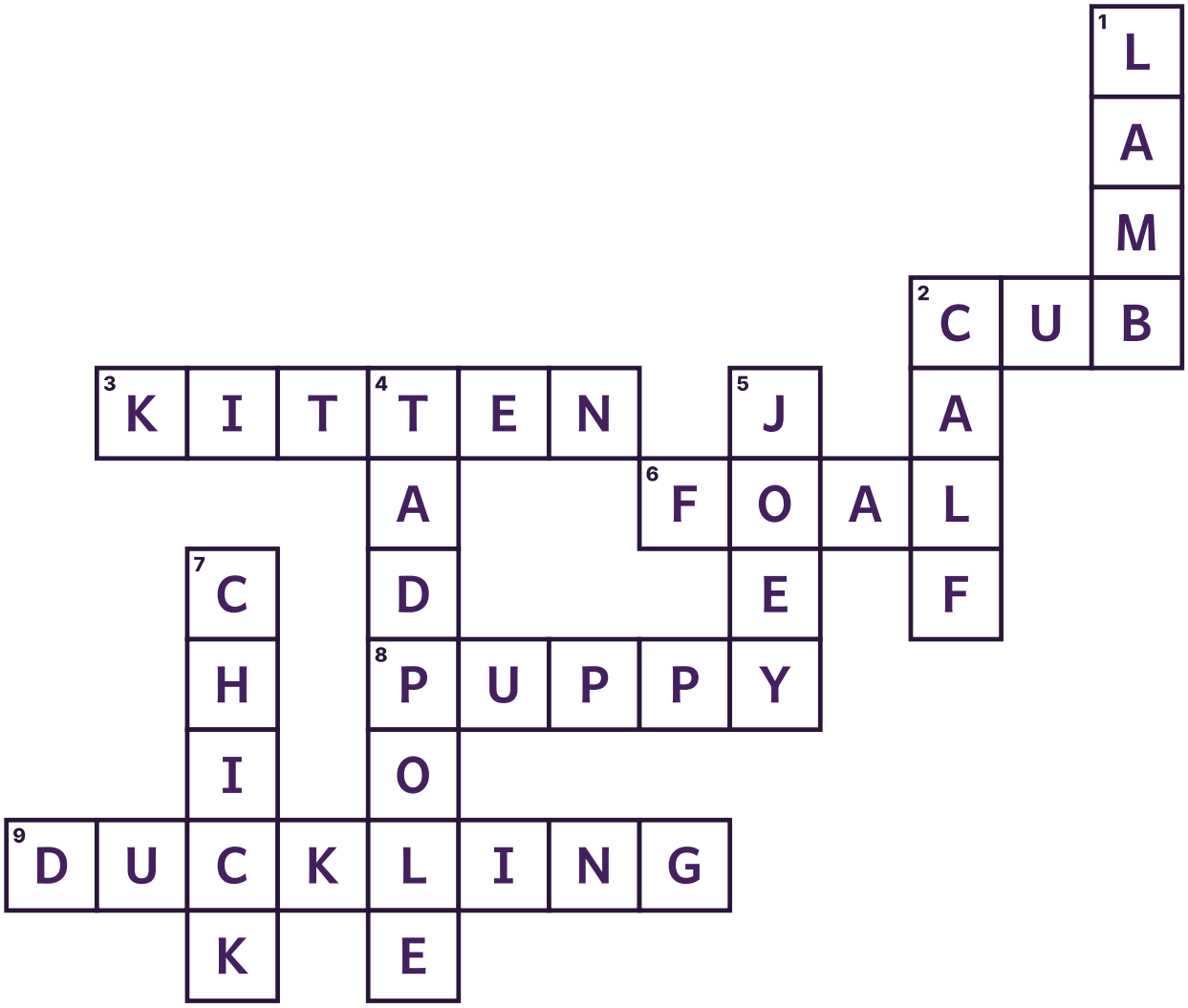

Across →

2. A baby bear
3. A baby cat
6. A baby horse
8. A baby dog
9. A baby duck

Down ↓

1. A baby sheep
2. A baby cow
4. A baby frog
5. A baby kangaroo
7. A baby chicken

Word bank

calf chick cub duckling foal joey kitten lamb puppy tadpole

Art © Kevin Coulston

ANSWER KEY · CROSSWORDS · FOR GROWN-UPS

Answer Key: Opposites Crossword

Write the opposite of each clue word. The word bank can help.



			1 Q						
			U						
			I						
	2 L		E		3 E				
4 B	O	T	T	O	M				
	S				P				
	E				T		5 S		
			6 D	R	Y		H		
			O			7 C	O	L	D
8 S	L	O	W				R		
			9 N	I	G	H	T		

Across →

4. The opposite of top
6. The opposite of wet
7. The opposite of hot
8. The opposite of fast
9. The opposite of day

Down ↓

1. The opposite of loud
2. The opposite of win
3. The opposite of full
5. The opposite of tall
6. The opposite of up

Word bank

bottom **cold** **down** **dry** **empty** **lose** **night** **quiet** **short** **slow**

Art © Kevin Coulston

ANSWER KEY · CROSSWORDS · FOR GROWN-UPS

Answer Key: Shapes and Math Words Crossword

Read each clue and fill in the math word.



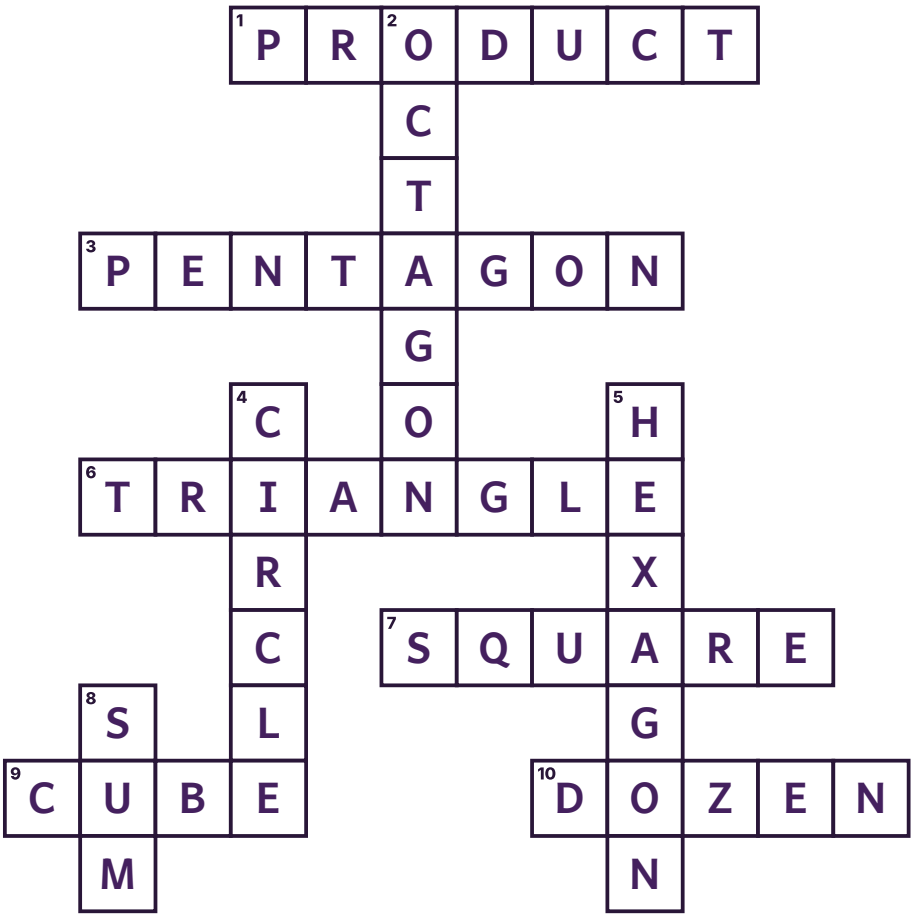

Across →

1. The answer to a multiplication problem
3. A shape with 5 sides
6. A shape with 3 sides
7. A shape with 4 equal sides and 4 square corners
9. A solid shape with 6 square faces
10. A group of 12

Down ↓

2. A shape with 8 sides, like a stop sign
4. A round shape with no corners
5. A shape with 6 sides
8. The answer to an addition problem

Word bank

circle cube dozen hexagon octagon pentagon product square sum triangle

Art © Kevin Coulston

ANSWER KEY · CROSSWORDS · FOR GROWN-UPS

Answer Key: Synonyms Crossword

Write a word that means the same as the clue word. The number tells how many letters.



							1 S	
		2 S	T	3 A	R	T	H	
				N			O	
		4 S		G			U	
		5 C	O	R	R	E	C	T
		A		Y				
		R			6 B		7 Q	
		8 E	N	O	R	M	O	U S
9 G	L	A	D		A		I	
					V		C	
	10 C	L	O	S	E		K	

Across →

2. Another word for begin **(5)**
5. Another word for right **(7)**
8. Another word for huge **(8)**
9. Another word for happy **(4)**
10. Another word for shut **(5)**

Down ↓

1. Another word for yell **(5)**
3. Another word for mad **(5)**
4. Another word for afraid **(6)**
6. Another word for fearless **(5)**
7. Another word for fast **(5)**

Art © Kevin Coulston

ANSWER KEY · CROSSWORDS · FOR GROWN-UPS

Answer Key: Measurement Crossword

Fill in the unit of measure. The number tells how many letters.



			1 P		2 L					
			O		3 I	N	C	H		
		4 Q	U	A	R	T				
			N			E				
5 Y	A	R	D		6 G	R	A	M		
					A					
					L		7 M	I	L	E
					L		E			
				8 F	O	O	T			
					N		E			
							R			

Across →

3. There are 12 of these in a foot **(4)**
4. 2 pints make one ___ **(5)**
5. 3 feet make one ___ **(4)**
6. 1,000 of these make one kilogram **(4)**
7. 5,280 feet make one ___ **(4)**
8. 12 inches make one ___ **(4)**

Down ↓

1. 16 ounces make one ___ **(5)**
2. 1,000 milliliters make one ___ **(5)**
6. 4 quarts make one ___ **(6)**
7. 100 centimeters make one ___ **(5)**

Art © Kevin Coulston

ANSWER KEY · COLORING PAGES · FOR GROWN-UPS

Answer Key: Color by Shape: Apple

Look at the shape in each square. Color it the color in the key. Leave the stars white.



Color key

☆ = leave white ○ = red △ = green □ = brown

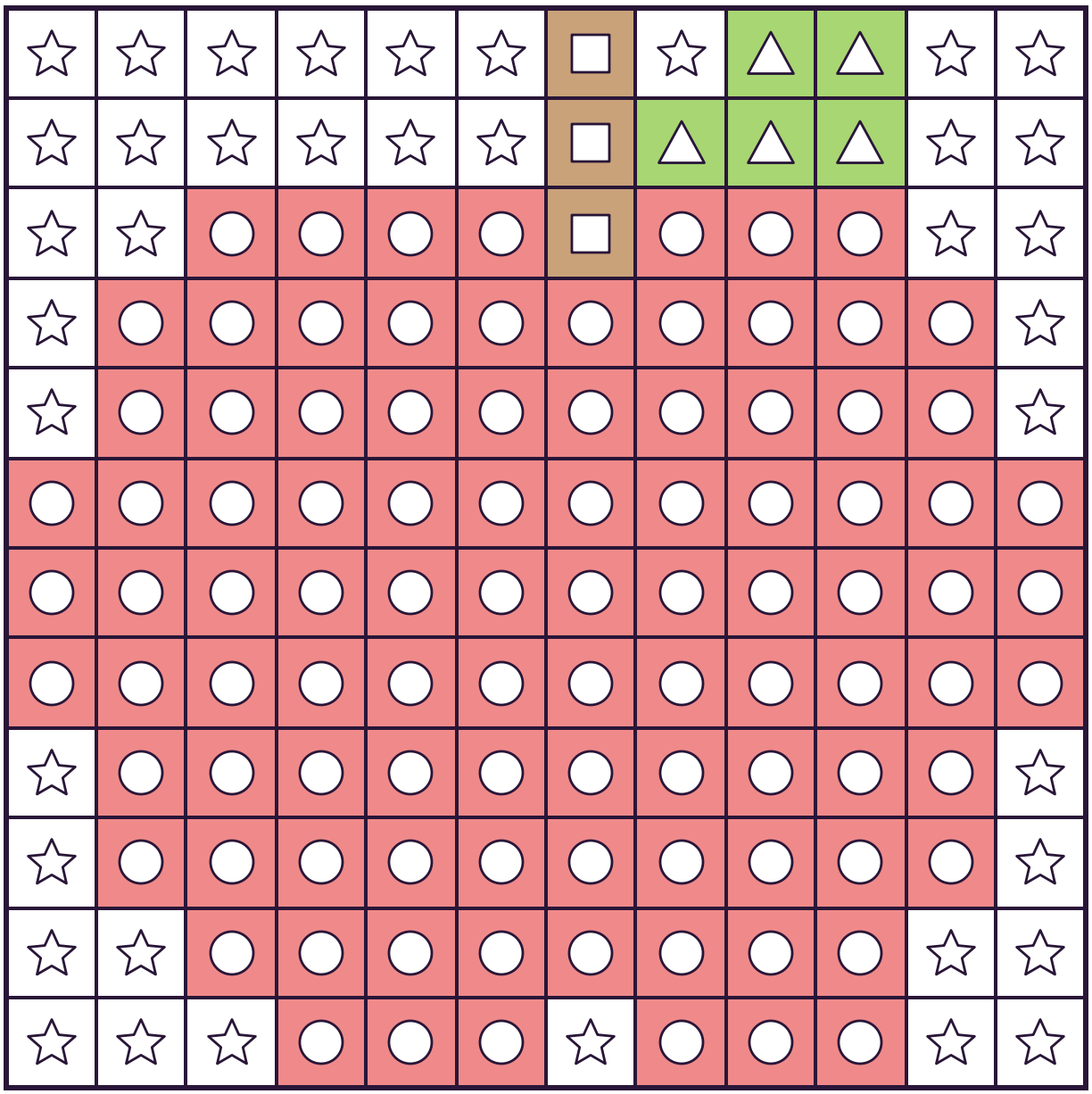

The finished picture.

Art © Kevin Coulston

ANSWER KEY · COLORING PAGES · FOR GROWN-UPS

Answer Key: Color by Letter: Fish

Read the letter in each square. Color it the color in the key. Leave the q squares white.



Color key

- q = leave white
- a = orange
- b = yellow
- d = black
- p = blue

q	q	q	q	q	q	q	q	q	q	q	q
q	q	q	q	a	a	a	a	q	q	q	q
q	q	a	a	b	a	a	b	a	q	q	p
q	a	d	a	b	a	a	b	a	a	p	p
a	a	a	a	b	a	a	b	a	p	p	p
a	a	a	a	b	a	a	b	a	p	p	p
q	a	a	a	b	a	a	b	a	a	p	p
q	q	a	a	b	a	a	b	a	q	q	p
q	q	q	q	a	a	a	a	q	q	q	q
q	q	q	q	q	q	q	q	q	q	q	q

The finished picture.

Art © Kevin Coulston

ANSWER KEY · COLORING PAGES · FOR GROWN-UPS

Answer Key: Color by Addition: Rocket



Solve the problem in each square. Find the answer in the key and color the square that color.

Color key

- 6 = leave white
- 9 = red
- 7 = gray
- 5 = blue
- 8 = yellow
- 10 = orange

4 + 2	4 + 2	5 + 1	3 + 3	3 + 3	5 + 4	2 + 7	3 + 3	2 + 4	3 + 3	3 + 3	4 + 2
4 + 2	2 + 4	1 + 5	5 + 1	2 + 7	7 + 2	6 + 3	3 + 6	1 + 5	4 + 2	5 + 1	4 + 2
2 + 4	2 + 4	5 + 1	5 + 1	6 + 1	1 + 6	4 + 3	3 + 4	1 + 5	3 + 3	3 + 3	2 + 4
4 + 2	1 + 5	5 + 1	1 + 5	4 + 3	4 + 1	2 + 3	5 + 2	3 + 3	1 + 5	4 + 2	2 + 4
3 + 3	2 + 4	2 + 4	1 + 5	2 + 5	3 + 2	3 + 2	6 + 1	3 + 3	5 + 1	5 + 1	3 + 3
3 + 3	1 + 5	5 + 1	2 + 4	1 + 6	5 + 2	4 + 3	4 + 3	5 + 1	2 + 4	3 + 3	5 + 1
5 + 1	5 + 1	3 + 3	5 + 1	1 + 6	5 + 2	5 + 2	4 + 3	1 + 5	3 + 3	2 + 4	4 + 2
4 + 2	3 + 3	2 + 4	5 + 4	1 + 6	5 + 2	5 + 2	3 + 4	7 + 2	1 + 5	1 + 5	3 + 3
4 + 2	4 + 2	3 + 6	5 + 4	1 + 6	2 + 5	1 + 6	5 + 2	2 + 7	2 + 7	5 + 1	5 + 1
3 + 3	4 + 2	4 + 5	3 + 6	5 + 1	6 + 1	2 + 5	2 + 4	8 + 1	6 + 3	3 + 3	3 + 3
4 + 2	3 + 3	5 + 1	1 + 5	1 + 5	6 + 2	1 + 7	5 + 1	5 + 1	3 + 3	5 + 1	3 + 3
4 + 2	3 + 3	5 + 1	2 + 4	3 + 5	3 + 7	2 + 8	3 + 5	4 + 2	5 + 1	3 + 3	5 + 1
2 + 4	2 + 4	2 + 4	2 + 4	2 + 4	1 + 9	3 + 7	5 + 1	2 + 4	5 + 1	3 + 3	4 + 2

The finished picture.

Art © Kevin Coulston

ANSWER KEY · COLORING PAGES · FOR GROWN-UPS

Answer Key: Color by Multiplication: Butterfly

Solve the multiplication fact in each square. Color the square the color for its product.



Color key

- 24 = leave white
- 12 = purple
- 18 = yellow
- 36 = brown
- 20 = blue
- 30 = orange

3 × 8	3 × 8	3 × 8	3 × 8	4 × 6	4 × 9	8 × 3	9 × 4	8 × 3	3 × 8	6 × 4	4 × 6	6 × 4
3 × 8	6 × 2	4 × 3	2 × 6	3 × 8	8 × 3	9 × 4	4 × 6	4 × 6	3 × 4	2 × 6	3 × 4	3 × 8
3 × 4	2 × 6	3 × 6	4 × 3	3 × 4	3 × 8	4 × 9	6 × 4	2 × 6	4 × 3	3 × 6	3 × 4	6 × 2
4 × 3	9 × 2	9 × 2	3 × 6	6 × 2	2 × 6	4 × 9	4 × 3	4 × 3	6 × 3	6 × 3	6 × 3	4 × 3
2 × 6	3 × 4	2 × 9	3 × 4	3 × 4	3 × 4	6 × 6	6 × 2	4 × 3	2 × 6	6 × 3	3 × 4	6 × 2
8 × 3	4 × 3	2 × 6	4 × 3	3 × 4	3 × 4	9 × 4	3 × 4	2 × 6	2 × 6	3 × 4	2 × 6	3 × 8
4 × 6	8 × 3	2 × 6	6 × 2	2 × 6	6 × 2	6 × 6	4 × 3	4 × 3	4 × 3	4 × 3	8 × 3	3 × 8
6 × 4	4 × 5	4 × 5	5 × 4	4 × 5	5 × 4	6 × 6	4 × 5	5 × 4	4 × 5	4 × 5	4 × 5	6 × 4
5 × 4	4 × 5	6 × 5	4 × 5	5 × 4	4 × 5	6 × 6	4 × 5	4 × 5	5 × 4	5 × 6	4 × 5	5 × 4
4 × 5	4 × 5	4 × 5	4 × 5	5 × 4	8 × 3	9 × 4	4 × 6	4 × 5	5 × 4	5 × 4	4 × 5	5 × 4
6 × 4	5 × 4	5 × 4	4 × 5	6 × 4	3 × 8	9 × 4	6 × 4	6 × 4	4 × 5	4 × 5	4 × 5	4 × 6

The finished picture.

Art © Kevin Coulston

ANSWER KEY · COLORING PAGES · FOR GROWN-UPS

Answer Key: Color by Part of Speech: Sailboat



Read the word in each square. Is it a noun, verb, adjective, pronoun or adverb? Color it to match the key.

Color key

- adverb = leave white
- noun = red
- adjective = brown
- verb = green
- pronoun = blue

very	often	very	softly	today	shiny	loudly	often	gladly	slowly	soon	very
slowly	today	never	loudly	soon	soft	friend	very	today	quickly	often	often
very	often	gladly	slowly	today	cold	ocean	shoe	slowly	slowly	slowly	often
very	softly	softly	soon	friend	shiny	pencil	ocean	city	softly	often	softly
loudly	today	never	teacher	cloud	cold	cloud	cloud	cloud	tree	gladly	softly
softly	loudly	garden	apple	tree	happy	city	shoe	apple	kitten	apple	soon
very	apple	shoe	river	kitten	green	city	friend	house	apple	pencil	often
gladly	gladly	soon	never	quickly	tiny	today	gladly	loudly	quickly	slowly	today
read	throw	eat	sing	swim	sing	jump	eat	run	build	run	throw
soon	laugh	eat	climb	sing	write	climb	jump	run	climb	read	softly
quickly	never	sing	laugh	sing	climb	draw	laugh	run	read	very	gladly
it	I	I	them	you	they	it	I	we	you	they	we

The finished picture.

Art © Kevin Coulston

CALLER CARDS · 10 CALLS · FOR THE GROWN-UP

Caller Cards: Shapes Bingo

Print the cards for the players. Cut these apart for the caller.



Cut the cards apart, mix them in a cup and draw one at a time. Read it out loud and set it aside, so you can check the winner's card.

circle	square	triangle	rectangle	oval
star	heart	diamond	hexagon	moon

Art © Kevin Coulston

CALLER CARDS · 20 CALLS · FOR THE GROWN-UP

Caller Cards: Number Bingo: 1 to 20

Print the cards for the players. Cut these apart for the caller.



Cut the cards apart, mix them in a cup and draw one at a time. Read it out loud and set it aside, so you can check the winner's card.

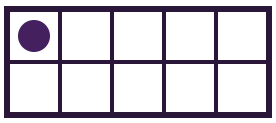

1

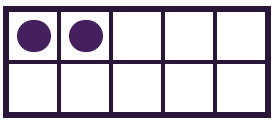

2

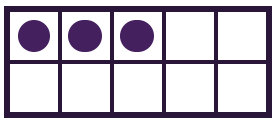

3

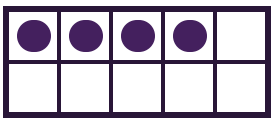

4

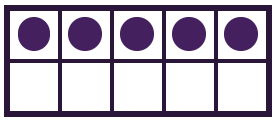

5

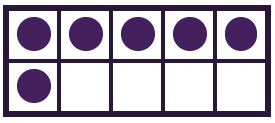

6

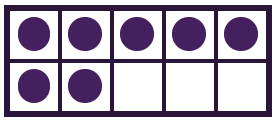

7



8



9



10

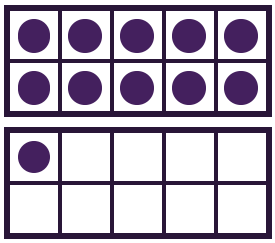

11

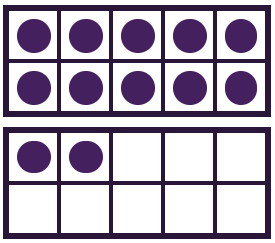

12



13



14



15



16



17



18



19



20

Art © Kevin Coulston

CALLER CARDS · 17 CALLS · FOR THE GROWN-UP

Caller Cards: Addition Facts Bingo

Print the cards for the players. Cut these apart for the caller.



Cut the cards apart, mix them in a cup and draw one at a time. Read it out loud and set it aside, so you can check the winner's card.

1 + 1 2	2 + 1 3	3 + 1 4	2 + 3 5
4 + 2 6	3 + 4 7	5 + 3 8	4 + 5 9
6 + 4 10	5 + 6 11	7 + 5 12	6 + 7 13
8 + 6 14	7 + 8 15	9 + 7 16	8 + 9 17
9 + 9 18			

Art © Kevin Coulston

CALLER CARDS · 30 CALLS · FOR THE GROWN-UP

Caller Cards: Multiplication Bingo

Print the cards for the players. Cut these apart for the caller.



Cut the cards apart, mix them in a cup and draw one at a time. Read it out loud and set it aside, so you can check the winner's card.

2 × 2 4	2 × 3 6	2 × 4 8	3 × 3 9	2 × 5 10
3 × 4 12	2 × 7 14	3 × 5 15	4 × 4 16	3 × 6 18
4 × 5 20	3 × 7 21	4 × 6 24	5 × 5 25	3 × 9 27
4 × 7 28	5 × 6 30	4 × 8 32	5 × 7 35	6 × 6 36
5 × 8 40	6 × 7 42	5 × 9 45	6 × 8 48	7 × 7 49
6 × 9 54	7 × 8 56	7 × 9 63	8 × 8 64	9 × 9 81

Art © Kevin Coulston

CALLER CARDS · 30 CALLS · FOR THE GROWN-UP

Caller Cards: Word Meaning Bingo

Print the cards for the players. Cut these apart for the caller.



Cut the cards apart, mix them in a cup and draw one at a time. Read it out loud and set it aside, so you can check the winner's card.

very, very big **enormous**	very small **tiny**	very, very old **ancient**	not afraid **brave**	very angry **furious**
very happy **delighted**	very tired **exhausted**	easy to break **fragile**	very funny **hilarious**	making no sound **silent**
very fast **rapid**	sleepy **drowsy**	a little wet **damp**	a quick look **glance**	to speak very softly **whisper**
a small, silly laugh **giggle**	to fly high in the air **soar**	to run with quick, short steps **scurry**	to chew noisily **munch**	to shake from the cold **shiver**
wanting to know more **curious**	happy to share **generous**	shy and easily scared **timid**	strong and hard to break **sturdy**	dark and sad **gloomy**
will not change your mind **stubborn**	to disappear **vanish**	strange or odd **peculiar**	worried **nervous**	a little cold **chilly**

Art © Kevin Coulston

ANSWER KEY · CUT-AND-PASTE SORTS · FOR GROWN-UPS

Answer Key: Shape Sort: Cut and Paste

Cut out the cards. Glue each shape under its name.



Circles

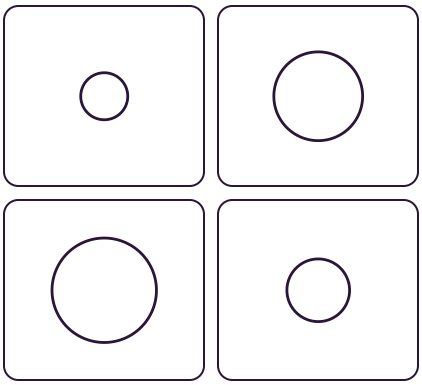

Squares

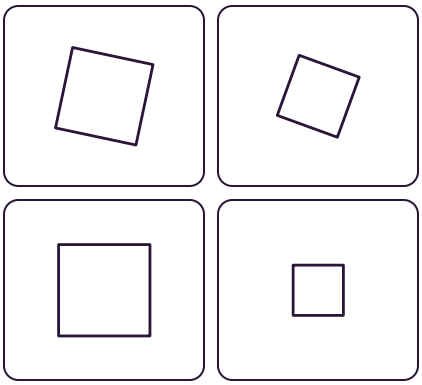

Triangles

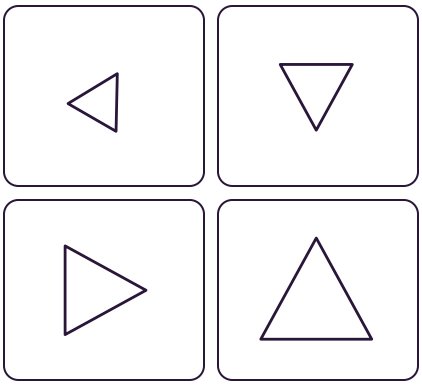

Art © Kevin Coulston

ANSWER KEY · CUT-AND-PASTE SORTS · FOR GROWN-UPS

Answer Key: Less Than 5 or More Than 5?



Cut out the cards. Count the dots. Glue each card where it belongs.

Less than 5

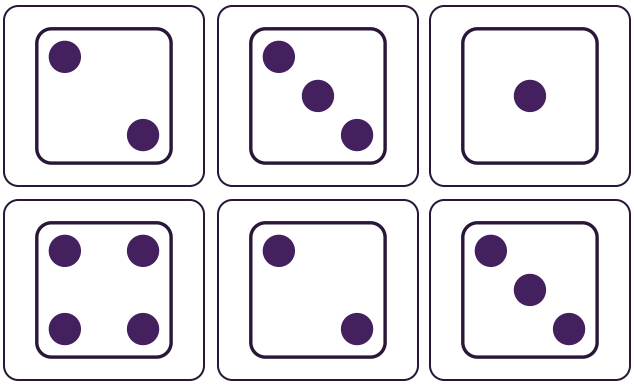

More than 5



Art © Kevin Coulston

ANSWER KEY · CUT-AND-PASTE SORTS · FOR GROWN-UPS

Answer Key: Land, Water or Air? Animal Sort

Cut out the cards. Where does each animal move around most: on land, in the water or in the air? Glue it there.



Land


lion


elephant

rabbit

horse

Water


seahorse

crab

whale

octopus

Air

owl


bee

butterfly


bird

Art © Kevin Coulston

ANSWER KEY · CUT-AND-PASTE SORTS · FOR GROWN-UPS

Answer Key: Odd or Even? Number Sort



Cut out the numbers. Even numbers can be split into 2 equal groups. Glue each number under Odd or Even.

Odd		
7	3	1
11	19	15

Even		
20	6	12
14	8	10

Art © Kevin Coulston

ANSWER KEY · CUT-AND-PASTE SORTS · FOR GROWN-UPS

Answer Key: Noun, Verb or Adjective? Word Sort

Cut out the words. Glue each one under noun, verb or adjective.



Noun	Verb	Adjective
teacher	write	soft
dog	jump	green
school	run	happy
pencil	sing	tall

Noun: a person, place or thing. Verb: an action. Adjective: describes a noun.

Art © Kevin Coulston

ANSWER KEY · MAZES & PUZZLES · FOR GROWN-UPS

Answer Key: Big Easy Maze

Help the corgi find the way. Draw a line from Start to Finish without crossing a wall.





Art © Kevin Coulston

ANSWER KEY · MAZES & PUZZLES · FOR GROWN-UPS

Answer Key: ABC Path Puzzle

Start at A. Color the B next to it, then C, and keep going in ABC order to T. Move up, down or sideways.



A	B	C	D	Q	T
O	E	F	E	L	S
H	G	G	H	I	R
G	L	E	Q	J	Q
N	J	B	L	K	P
D	L	E	M	N	O

The A is in the top left corner. The path ends at T. Tip: say the alphabet out loud as you go.

Art © Kevin Coulston

ANSWER KEY · MAZES & PUZZLES · FOR GROWN-UPS

Answer Key: Medium Maze

Find the way from Start to Finish. Try it with your finger first, then draw the line.



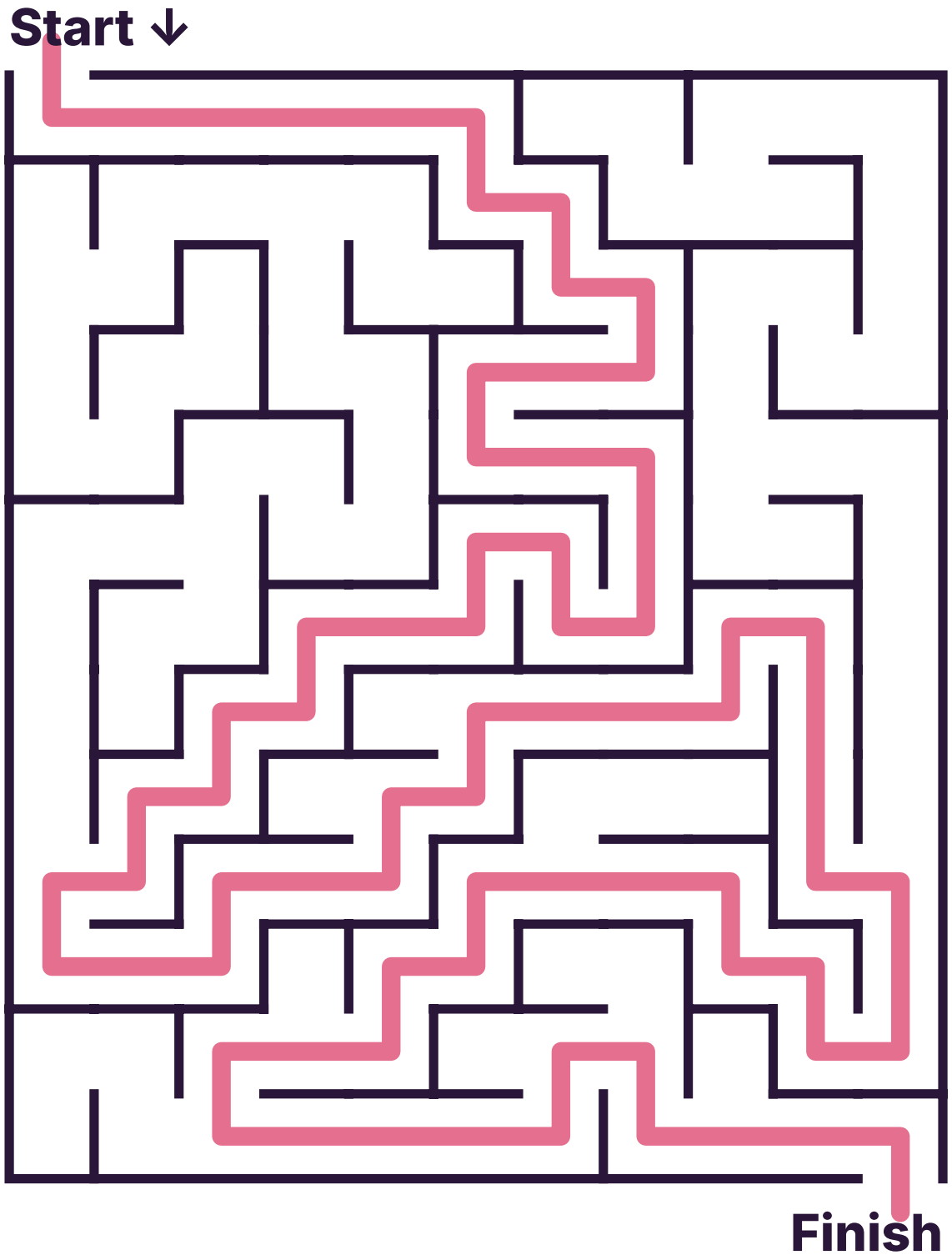

Art © Kevin Coulston

ANSWER KEY · MAZES & PUZZLES · FOR GROWN-UPS

Answer Key: Giant Maze

Can you find the only way through this giant maze? Use a pencil so you can erase.





Art © Kevin Coulston

ANSWER KEY · MAZES & PUZZLES · FOR GROWN-UPS

Answer Key: Number Path Puzzles

Go from the top left square to the bottom right square, moving only right or down. Find the one path that adds up to the target.



3	5	4	6
9	6	8	8
2	9	7	7
1	6	6	2

Puzzle 1 · 4 by 4 · Target: 29

Start at the top left and end at the bottom right. Only move → or ↓.

My path: 3 + 9 + 2 + 1 + 6 + 6 + 2

Total: 29

5	8	8	2	2
2	1	9	6	7
5	6	6	1	8
4	9	5	1	2
9	2	3	4	3

Puzzle 2 · 5 by 5 · Target: 29

Start at the top left and end at the bottom right. Only move → or ↓.

My path: 5 + 2 + 1 + 6 + 6 + 1 + 1 + 4 + 3

Total: 29

5	7	2	4	6	8
7	3	3	4	1	6
9	5	1	2	7	4
6	3	1	1	6	9
9	8	6	1	6	5
3	8	1	6	9	4

Puzzle 3 · 6 by 6 · Target: 58

Start at the top left and end at the bottom right. Only move → or ↓.

My path: 5 + 7 + 9 + 5 + 1 + 2 + 7 + 4 + 9 + 5 + 4

Total: 58

Art © Kevin Coulston

ANSWER KEY · MATCHING & MEMORY · FOR GROWN-UPS

Answer Key: Compound Word Match

Draw a line to join the two halves of each compound word. Then write the new word on the line.



1	sun		man
2	rain		flower
3	foot		brush
4	star		fly
5	cup		fish
6	tooth		ball
7	snow		bow
8	butter		cake

Write the compound words

1. sunflower
2. rainbow
3. football
4. starfish
5. cupcake
6. toothbrush
7. snowman
8. butterfly

Art © Kevin Coulston

ANSWER KEY · EARLY FINISHERS · FOR GROWN-UPS

Answer Key: Kindergarten Early Finisher Page

Done early? Try these quiet puzzles on your own.



1 Count the stars. Write the number.



How many? 7

2 What comes next? Draw it.



3 Circle the one that is different.



4 Trace the paths from the dots to the stars.

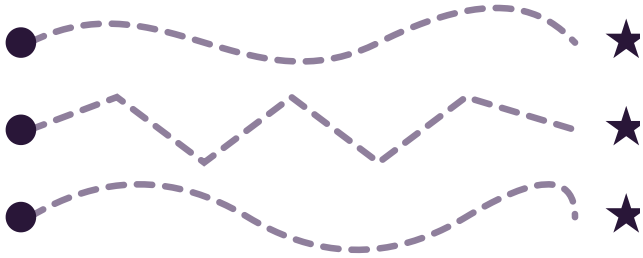

5 Draw a silly monster with 3 eyes and 4 legs.

Art © Kevin Coulston

ANSWER KEY · EARLY FINISHERS · FOR GROWN-UPS

Answer Key: 1st Grade Early Finisher Page

Done early? Try these puzzles on your own, then find a friend for tic-tac-toe.



1 Fill in the missing numbers.

11	12	**13**	14	**15**	16
30	**40**	50	60	**70**	80
20	19	18	**17**	16	15

2 Unscramble the animal words.

TCA	It says meow.	CAT
OGD	It says woof.	DOG
GIP	It says oink.	PIG
WOC	It says moo.	COW

3 Write a word that rhymes.

cat	rhymes with	_____
sun	rhymes with	_____
bed	rhymes with	_____
top	rhymes with	_____

4 Tic-tac-toe with a friend.

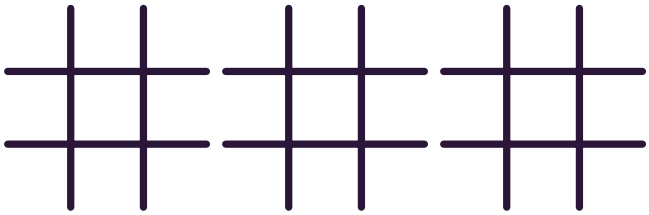

5 Draw your favorite food. What color is it?

Art © Kevin Coulston

ANSWER KEY · EARLY FINISHERS · FOR GROWN-UPS

Answer Key: 2nd Grade Early Finisher Page

Done early? Crack the code, climb the word ladder and build the number pyramid.



1 Crack the code to read the joke. A = 1, B = 2, C = 3 ...

What do you call a sleeping dinosaur?

A	B	C	D	E	F	G	H	I	J	K	L	M
1	2	3	4	5	6	7	8	9	10	11	12	13
N	**O**	**P**	**Q**	**R**	**S**	**T**	**U**	**V**	**W**	**X**	**Y**	**Z**
14	15	16	17	18	19	20	21	22	23	24	25	26

A	D	I	N	O	S
1	4	9	14	15	19

N	O	R	E
14	15	18	5

2 Word ladder: change one letter each step.

CAT

COT — a small bed

DOT — a tiny spot

DOG

3 Number pyramid: each brick is the sum of the two bricks under it.

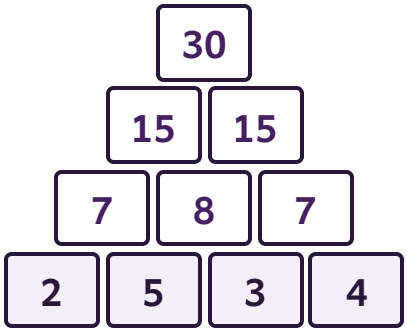

4 Design a new flag for your classroom.

Art © Kevin Coulston

ANSWER KEY · EARLY FINISHERS · FOR GROWN-UPS

Answer Key: 3rd Grade Early Finisher Page

Done early? Pick any puzzle on this page. Try to finish them all by Friday!



1 Unscramble the school words.

LIENPC	You write with it.	PENCIL
RRELU	You measure with it.	RULER
OKBO	You read it.	BOOK
DSKE	You sit at it.	DESK

2 Magic square: every row, column and diagonal adds up to 15. Fill in the missing numbers.

2	7	6
9	5	1
4	3	8

3 Solve each fact. Find its letter to answer the riddle.

What has to be broken before you can use it?

12 = E 27 = N 32 = R 35 = G 36 = T

42 = A

A	N	E	G	G
7×6	9×3	6×2	7×5	5×7

4 Would you rather have a pet dragon or a pet robot? Tell why.

Art © Kevin Coulston

ANSWER KEY · EARLY FINISHERS · FOR GROWN-UPS

Answer Key: 4th and 5th Grade Early Finisher Page

Done early? These puzzles take some real thinking. Work in pencil.



1 **Sudoku: use the numbers 1 to 6 once in each row, column and box.**

3	1	5	2	4	6
6	4	2	5	1	3
1	5	6	3	2	4
4	2	3	6	5	1
5	6	4	1	3	2
2	3	1	4	6	5

2 **Number pyramid: each brick is the sum of the two bricks under it.**

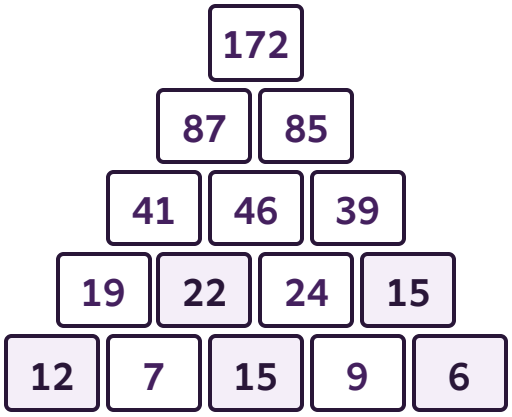

3 **How many words can you make from the letters in CLASSROOM?**

CLASSROOM

4 **Crack the code to answer the riddle. A = 26, B = 25, C = 24 ...**

What has keys but cannot open a single lock?

A	P	I	A	N	O
26	11	18	26	13	12

Art © Kevin Coulston

ANSWER KEY · LOGIC PUZZLES · FOR GROWN-UPS

Answer Key: First Logic Grid Puzzles



Read the clues. Put an X in a box when the answer is no, and an O when it is yes. Each person has just one.

Puzzle 1: Who has which pet?

	cat	dog	fish
Ava	O	X	X
Ben	X	X	O
Cara	X	O	X

Clues

1. Ben's pet has no fur.
2. Ava's pet does not bark.

Answers

Ava: cat **Ben:** fish

Cara: dog

Puzzle 2: Who plays which sport?

	soccer	swimming	tennis
Dev	O	X	X
Eli	X	X	O
Fay	X	O	X

Clues

1. Fay needs a pool for her sport.
2. Dev does not use a racket.

Answers

Dev: soccer **Eli:** tennis

Fay: swimming

Art © Kevin Coulston

ANSWER KEY · LOGIC PUZZLES · FOR GROWN-UPS

Answer Key: Mini Sudoku Puzzles

Write 1, 2, 3 or 4 in each empty square. Each row, each column and each thick box has each number once.



Puzzle 1

1	3	2	4
2	4	1	3
3	2	4	1
4	1	3	2

Puzzle 2

1	2	4	3
3	4	2	1
2	3	1	4
4	1	3	2

Puzzle 3

3	2	4	1
4	1	3	2
2	4	1	3
1	3	2	4

Puzzle 4

3	4	2	1
1	2	4	3
2	3	1	4
4	1	3	2

Art © Kevin Coulston

ANSWER KEY · LOGIC PUZZLES · FOR GROWN-UPS

Answer Key: Brain Teaser Riddles

Think carefully: the answer is often not what it seems! Write your answer on the line.



What has hands but cannot clap?

a clock

What has to be broken before you can use it?

an egg

What gets wetter the more it dries?

a towel

What goes up but never comes down?

your age

What has a neck but no head?

a bottle

I am full of holes, but I can still hold water. What am I?

a sponge

What has many teeth but cannot bite?

a comb

What comes once in a minute, twice in a moment and never in a thousand years?

the letter M

You have 3 apples and you take away 2. How many apples do you have?

2 (the ones you took)

What can you catch but never throw?

a cold

Art © Kevin Coulston

ANSWER KEY · LOGIC PUZZLES · FOR GROWN-UPS

Answer Key: Mystery Number Riddles



Read each clue. Use the hundred chart in your head (or on paper) to find the mystery number.

1	I am a two-digit number. My tens digit is 4. My ones digit is 2 more than my tens digit.	46
2	I am between 20 and 30. I am even. My digits add up to 10.	28
3	I am a two-digit number less than 50. I am a multiple of 9. My tens digit is 3.	36
4	I am a two-digit odd number. My tens digit is double my ones digit. I am more than 50.	63
5	I am a three-digit number. My hundreds digit is 7, my tens digit is 0, and my ones digit is the number of sides on a triangle.	703
6	I am a multiple of 5 between 60 and 80. My digits add up to 12.	75
7	You say me when you count by 10s. I am more than 80 and less than 100.	90
8	I am a two-digit number made by multiplying a number by itself. My digits add up to 13.	49

Art © Kevin Coulston

ANSWER KEY · LOGIC PUZZLES · FOR GROWN-UPS

Answer Key: Logic Grid: After-School Clubs



Read the clues. Put an X when the answer is no and an O when it is yes. Each person has just one, and no two people share.

Puzzle 1: Who is in which club?

	art	chess	coding	drama
Gus	O	X	X	X
Hana	X	X	X	O
Ivy	X	X	O	X
Jon	X	O	X	X

Clues

1. Hana is not in the chess club or the coding club.
2. Gus and Ivy are not in the drama club.
3. Jon is in the coding club or the chess club.
4. Ivy is not in the chess club or the art club.
5. Gus is not in the coding club.

Answers

Gus: art **Hana:** drama

Ivy: coding **Jon:** chess

Puzzle 2: Who ate which lunch?

	pizza	soup	tacos	salad
Kim	O	X	X	X
Leo	X	X	X	O
Max	X	O	X	X
Nia	X	X	O	X

Clues

1. Kim and Leo did not eat soup.
2. Nia ate tacos.
3. Leo did not eat pizza.

Answers

Kim: pizza **Leo:** salad

Max: soup **Nia:** tacos

Art © Kevin Coulston